



# *the Elite Wagyu Sale*

*August 21, 2021*

6 o'clock p.m. CDT  
AT THE TENROCK RANCH SALE FACILITY  
Salado, Texas

BRANDON BAKER • KAY RANCH • RANGER CATTLE • R-C RANCH







# *the Elite Wagyu Sale*

## *August 21, 2021*

Saturday, 6 o'clock p.m. CDT  
AT THE TENROCK RANCH SALE FACILITY  
Salado, Texas  
5471 Thomas Arnold Rd., Salado, TX 76571



Brandon L. Baker  
Seguin, Texas  
(830) 305-6825



Bubba & Donna Kay  
Manor, Texas  
(512) 801-1424



Josh Eilers  
Austin, Texas  
(912) 257-9308



Ryan Cade  
Angleton, Texas  
(979) 864-3540

*140 head sell as 117 fullblood Wagyu lots, plus embryos, semen and a donor flush.  
Cattle are registered with the American Wagyu Association and the Australian Wagyu Association  
and sell with genomic-enhanced EBVs.*

*It all comes down to this:*



If you have been in or around the livestock industry and specifically the cattle business for very long, you know that there have been many trends and types over time. For instance, when I was young, the trend was to get cattle as big as you could get them. In fact, my best friend had the Junior National Champion Hereford heifer that wound up being 60 inches-plus at the hip. Spoiler alert: that is too big! We found that those cattle ate way too much and rarely gave enough milk to raise a calf. Then came the downsize. Yep, you guessed it—we tried to get them too small. Many of these trends were designed by people who do not even own cattle.

Through all the trends in cattle type, one thing that was overlooked was the final consumer. While trying to make them big or little or fat or more muscular, we lost the vision of what is on the inside. Today's consumer is more demanding. Farm-to-table operations are becoming more popular than ever as the consumer wants to know, "Where does my food come from?" In addition, consumers expect a high-quality product now more than ever.

No other breed of cattle has embraced these changes more than Wagyu. Why? Because they can back it up. Anybody you talk to who has tasted Wagyu beef will tell you that it is one of the best eating experiences they have had. For taste, quality and consistency, the Wagyu produces time and again, and the word is out. You will find Wagyu on the menus of the highest end restaurants as well as at specialty beef counters and butcher shops, and the market is getting better every day. If you have not tried the Wagyu eating experience, I encourage you to do so.

Now is the time to get on board with Wagyu. We are getting more information and data every day to make the cattle more predictable, and you will find in this offering that we have the data needed to make better breeding decisions to produce top quality beef.

The breeders involved in this sale are dedicated to the Wagyu breed and are in touch with the consumer. Both Josh Eilers (Ranger Cattle/Badass Beef) and Ryan Cade (R-C Ranch) have farm-to-table operations and provide beef for high-end restaurants as well. Bubba and Donna Kay have been involved with Wagyu since the first Wagyu hit US soil. Brandon Baker's family has been running cattle in Central Texas since it was still a part of Mexico. Put their experience to work for you and upgrade your genetics with this set of *Elite Wagyu* cattle. To learn more about each ranch, be sure to ***watch the American Rancher on RFD TV Monday, August 9 at 8:00 p.m. Central.***

I would like to thank these breeders for the opportunity to be a part of the marketing efforts behind this offering. Whether you are looking for an upgrade to your donor cows, or if you are just starting to build a herd, this offering has what you need. The bulls in this sale are the kind that can perform in any environment and are ready for turnout.

Please join us Saturday, August 21 for great chef prepared food, socializing and a great sale.

*Robert Schacher*

SCHACHER AUCTION SERVICES



## *sale schedule*

**Monday, August 9** 8:00 p.m.: Watch as we are featured on the American Rancher on RFD TV

**Friday, August 20** Cattle available for viewing at Tenroc Ranch  
6:00 p.m.: Light Social Gathering

**Saturday, August 21** 8:00 a.m.: Sale cattle on display  
12:00 noon: Wagyu lunch, heavy hors d'oeuvres and refreshments available all day  
6:00 p.m.: The Elite Wagyu Sale



## *sale information*

**Sale Location** Tenroc Ranch is located two miles west of I-35 at Salado, TX. Exit 284 at Thomas Arnold Road and proceed two miles to the entry on the left. At the entry, you will see the Tenroc Ranch gate and large slab stone.

**Accommodations** The Holiday Inn–Belton, (254) 778-5511. 5247 South General Bruce Drive, Temple.  
Holiday Inn Express–Salado, (254) 947-4004. 1991 North Stagecoach Road, I-35 North, Salado.  
Days Inn–Salado, (254) 947-4001. 10825 I-35, Salado.

**Air Transportation** The Austin, Texas, Airport is one hour from the sale site and is serviced by many major airlines.  
The Dallas–Fort Worth Airport is served by most major airlines and is two hours from the sale site.

**Sale Management** **SCHACHER** Robert Schacher (817) 219-0102  
**AUCTION SERVICES** rob@schacherauction.com • www.schacherauction.com

**Sale Day Phones** Robert Schacher (817) 219-0102  
Josh Eilers (912) 257-9308 • Bubba Kay (512) 801-1424  
Ryan Cade (979) 583-8351 • Brandon Baker (830) 305-6825

**Auctioneers** Robert Schacher, TX License #14028 • Bruce Miller



Rob Schacher



Bruce Miller

**Sale Ring Staff** Jay Purchase • Stephen Marchman • Craig Reiter • Greg Goodrum • Colton Pratz • Mike McCravey



Hover your smart phone camera over the corresponding code to watch the video for each lot in this sale.



## Absentee Bidding



See page 12 for online bidding instructions.

You may also place a bid by contacting any of the sale day phone numbers, listed opposite.

## Livestock Insurance

Livestock Mortality and Theft Insurance is available through XL Catlin Insurance Company. Robert Schacher, Agent 1859190.

## Hauling

Clint Murphey (254) 722-1746

## Sale Terms

The terms of the sale are cash or bankable check unless arrangements are made prior to the sale. Satisfactory settlement must be made with the sale clerk immediately after the close of the sale. Only when the above conditions are met will the buyer be able to load cattle. In no case will animals be released unless settlement is made with the clerk of the sale.

*All transactions that include semen, embryos and flushes are between the buyer and seller. All shipping costs are the buyer's responsibility and at the buyer's expense.*

## Responsibility

Each ranch will represent and be responsible for their animals. In no case, however, will the consignor be responsible for any damages beyond the selling price of the animals. The sale manager assumes no responsibility, no warranties and no guarantees on the cattle presented in this sale. All transactions are between the buyer and seller.

## Errors

The material in this catalog has been carefully edited. If errors or omissions are discovered, they will be announced. Such announcements take precedence over the printed matter in this catalog and other advertising. Neither the editors of the catalog, the sale management, nor the consignors can assume any responsibility for errors or omissions in the catalog.


## Announcements


All announcements from the auction block will take precedence over any printed material.

## Liability

All persons attending the sale and related functions do so at their own risk. The owners, the sale manager, Tenrock Ranch or any other person involved with the sale assume no liability, legal or otherwise, for their safety or the behavior of the animals. The owners and hosts assume no liability for loss or damages however so caused.

## Sale Catalog

Prepared by Schacher Auction Services. Produced by Southwest TypeStyles, (405) 317-1743. 







**LMR MS ITOMORITAKA 1439Y**  
Dam of Lots 1–4 and Lots 101–106

## L10 x Ms Itomoritaka 1439Y daughters

*...lots 1–4*

Mayura L0010 has undoubtedly been the hottest commodity to the Wagyu breed over the last year, and there is certainly reason to understand why. He is the \$105,000 selling son of Mayura Itoshigenami Jnr. In the Wagyu breed, carcass is king, and L10 ranks in the top 1% of the breed for not only Marble Score and Eye Muscle (Ribeye) Area but also for all the measurable indexes in ABRI Breedplan as well. The L10 cattle also exhibit natural growth and a big muscle pattern.

The females selling as Lots 1–4 are all full sister daughters of L10 and the proven donor LMR Ms Itomoritaka 1439Y, who is a very well patterned female and has an impressive set of carcass data.

The goal of any seedstock breeder is to produce an animal that will outperform their parents, and while extremely high standards have been set with this mating, we are confident you will agree that these females have the potential to do just that.

Full brothers sell as Lots 101–106.

*lot 1*

### RGR RANGER G439 ET

Cow • 10/14/2019 • US: FB51340 • AU: RGRFQ439 • Tat: G439



*sire* MAYURA ITOSHIGENAMI JNR  
**MAYURA L0010 ET**  
MAYURA H0159

*dam* ITOMORITAKA J2703  
**LMR MS ITOMORITAKA 1439Y**  
LMR MS ITOSHIGENAMI 8107

ITOSHIGENAMI  
MAYURA DAI NI KINNTOU 1  
MAYURA ZULU  
WAGYU GENETICS AIZAKURA D837 ET  
ITOHIRASHIGE  
DAI 6 OEFUJII J565554-KURO KOH  
ITOSHIGENAMI  
BR MS MICHIFUKU T4E 8605

Tend. Score	SCD	GL	BW	200 DW	400 DW	600 DW	MCW	Milk	Scrotal
4	AA	1.0	1.2	11	20	21	26	2	0.9
CW	EMA	Rump F.	RBV	Marb. Sc.	Marb. Fn.	WBI	SRI	FTI	F1TI
26	5.9	1.4	1.1	1.4	.28	\$202	\$203	\$182	\$170

• Sells open and ready to flush or breed to the bull of your choice.

G439 was the first L10 calf born on US soil! If you are looking for a donor to build a herd around, this is your girl. She is a big bodied female with a huge hip and rump. She is very structurally correct with a great angle to her shoulder and a perfect set to her hock. G439 offers a very rare combination of growth, style and carcass, ranking in the top 2% for Eye Muscle Area and top 10% for Breedplan's indexes.



*lot 1*

*lot 2*

### RGR RANGER R473H ET

Cow • 3/31/2020 • US: FB72072 • AU: RGRFRH473 • Tat: R473H



*sire* MAYURA ITOSHIGENAMI JNR  
**MAYURA L0010 ET**  
MAYURA H0159

*dam* ITOMORITAKA J2703  
**LMR MS ITOMORITAKA 1439Y**  
LMR MS ITOSHIGENAMI 8107

ITOSHIGENAMI  
MAYURA DAI NI KINNTOU 1  
MAYURA ZULU  
WAGYU GENETICS AIZAKURA D837 ET  
ITOHIRASHIGE  
DAI 6 OEFUJII J565554-KURO KOH  
ITOSHIGENAMI  
BR MS MICHIFUKU T4E 8605

• CHSC

Tend. Score	SCD	GL	BW	200 DW	400 DW	600 DW	MCW	Milk	Scrotal
		0.4	3.3	20	35	48	52	5	1.1
CW	EMA	Rump F.	RBV	Marb. Sc.	Marb. Fn.	WBI	SRI	FTI	F1TI
49	4.4	0.1	1.1	1.5	.29	\$272	\$258	\$224	\$195

• Sells open.

Balanced is the best way to describe H473. She is a beautiful, long and feminine fronted heifer that is long and level over her top. With this she exhibits a powerful rib shape and an excellent muscle pattern. To add to her phenotypic balance, she ranks in the top 5% of all the breed indexes and the top 10% for all growth measurements. This is combined with admirable maternal and carcass data.



*lot 2*



lot 3

## RGR RANGER MS R452H ET

Cow • 1/21/2020 • US: FB72073 • AU: RGRFR452 • Tat: R452H



sire

MAYURA ITOSHIGENAMI JNR  
**MAYURA L0010 ET**  
MAYURA H0159

dam

ITOMORITAKA J2703  
**LMR MS ITOMORITAKA 1439Y**  
LMR MS ITOSHIGENAMI 8107ITOSHIGENAMI  
MAYURA DAI NI KINNTOU 1  
MAYURA ZULU  
WAGYU GENETICS AIZAKURA D837 ET  
ITOHIRASHIGE  
DAI 6 OEFUJII J565554-KURO KOH  
ITOSHIGENAMI  
BR MS MICHIFUKU T4E 8605

• CHSC

Tend. Score	SCD	GL	BW	200 DW	400 DW	600 DW	MCW	Milk	Scrotal
		1.0	1.6	12	19	21	29	3	0.5
CW	EMA	Rump F.	RBV	Marb. Sc.	Marb. Fn.	WBI	SRI	FTI	F1TI
24	5.3	0.3	1.1	1.3	.30	\$183	\$179	\$155	\$142

• Sells open.

H452 is a powerhouse! This young female has a thick, powerful hip that ties into a deep and stout rib. She has a big muscle shape down her top. Best described as broody, this female is sure to be a future cornerstone of your herd.



lot 4

## RGR RANGER R475H ET

Cow • 4/3/2020 • US: FB72075 • AU: RGRFRH475 • Tat: R475H



sire

MAYURA ITOSHIGENAMI JNR  
**MAYURA L0010 ET**  
MAYURA H0159

dam

ITOMORITAKA J2703  
**LMR MS ITOMORITAKA 1439Y**  
LMR MS ITOSHIGENAMI 8107ITOSHIGENAMI  
MAYURA DAI NI KINNTOU 1  
MAYURA ZULU  
WAGYU GENETICS AIZAKURA D837 ET  
ITOHIRASHIGE  
DAI 6 OEFUJII J565554-KURO KOH  
ITOSHIGENAMI  
BR MS MICHIFUKU T4E 8605

• CHSC

Tend. Score	SCD	GL	BW	200 DW	400 DW	600 DW	MCW	Milk	Scrotal
		0.6	0.3	11	13	17	16	3	0.7
CW	EMA	Rump F.	RBV	Marb. Sc.	Marb. Fn.	WBI	SRI	FTI	F1TI
29	7.6	1.2	1.4	1.7	.29	\$225	\$236	\$213	\$204

• Sells open.

H475 has an exceptional data set that places her well into the top 1% of the breed for Eye Muscle Area, top 5% for Retail Yield, FTI and F1TI, and top 10% for WBI, SRI and Marble Score. A very complete package to add to any herd.



lots 4a-b

## MAYURA L0010 ET semen

Bull • 1/22/2015 • US: FB45043 • AU: ADBFL0010 • Tat: L0010



sire

ITOSHIGENAMI  
**MAYURA ITOSHIGENAMI JNR**  
MAYURA DAI NI KINNTOU 1

dam

MAYURA ZULU  
**MAYURA H0159**  
WAGYU GENETICS AIZAKURA D837 ETSHIGESHIGENAMI 10632  
FUKUYUKI  
WORLD K'S SANJIROU  
MAYURA DIA 2 KINNTOU 7/2 ET  
ITOZURU DOI  
MAYURA DAI 2 TERUHANA 10/1 ET  
ITOSHIGENAMI  
BENLEE AIZAKURA X158 ET

• CHSC

Tend. Score	SCD	GL	BW	200 DW	400 DW	600 DW	MCW	Milk	Scrotal
		-0.5	1.7	16	26	31	27	5	-0.1
CW	EMA	Rump F.	RBV	Marb. Sc.	Marb. Fn.	WBI	SRI	FTI	F1TI
43	7.7	-1.0	1.5	2.6	.30	\$311	\$326	\$292	\$273

• Lot 4A: 5 units of semen

• Lot 4B: 5 units of semen

Semen stored at Elgin Breeders Service, Elgin, TX.

**MAYURA L0010 ET**

Sire of Lots 1-4, 101-107 and Lots 4A and 4B semen





**KR FRONT LINE 115**  
Sire of Lot 6



*lot 5*

## LMR MS KITATERUYASUDOI 4217B

Cow • 3/19/2014 • US: FB17727 • AU: LMRFK4217B • Tat: 4217B



*sire* TERUNAGADOI  
**KITATERUYASUDOI J2810**  
YOSHIMI3

*dam* BAR R 12P  
**LMR MS TAK 12P 822T**  
BAR R MISS 24H

KIKUTERU DOI  
TERUNAH  
YASUTANI DOI  
YOSIMI  
BAR R TAKASURU 1 K  
JVP MS FUKUSHIGE T10E  
WORLD K'S MICHIFUKU  
JVP MS KIKUCHISA 19E

Tend. Score	SCD	GL	BW	200 DW	400 DW	600 DW	MCW	Milk	Scrotal
5	VA	-0.2	0.6	5	4	2	2	1	-1.2
CW	EMA	Rump F.	RBV	Marb. Sc.	Marb. Fn.	WBI	SRI	FTI	F1TI
-5	2.0	-2.2	0.3	1.3	.34	\$104	\$114	\$101	\$101

• Sells open and ready to breed or flush to the bull of your choice.

4217 is a big, stout Kitateruyasu daughter who has a perfect udder that gives plenty of milk and raises heavy weaning calves. She ranks in the top 10% for Marbling Fineness and top 20% for Marbling. She was flushed one time at Kay Ranch and produced seven grade one embryos. She sells with a true herd bull prospect at side by "L10."

*lot 5a*

## KR MAYURA J321

Bull • 4/27/2021 • US: FB69985 • Tat: J321

Sire: MAYURA L0010 ET • Dam: LMR MS KITATERUYASUDOI 4217B



*lot 6*

## KR MS FRONTLINE G285

Cow • 9/26/2019 • US: FB49601 • AU: KR2FQG285 • Tat: G285



*sire* HIRASHIGETAYASU J2351  
**KR FRONT LINE 115**  
RSC MS KIRASURU Y-3

*dam* BAR R 12P  
**LMR MS TAK 12P 823T**  
BAR R MISS 24H

DAI 20 HIRASHIGE 287  
DAI 5 YURUHIME  
KITATERUYASUDOI J2810  
BR MS FUKUTSURU 0629  
BAR R TAKASURU 1 K  
JVP MS FUKUSHIGE T10E  
WORLD K'S MICHIFUKU  
JVP MS KIKUCHISA 19E

Tend. Score	SCD	GL	BW	200 DW	400 DW	600 DW	MCW	Milk	Scrotal
7	AA	1.6	4.1	23	35	46	41	6	0.1
CW	EMA	Rump F.	RBV	Marb. Sc.	Marb. Fn.	WBI	SRI	FTI	F1TI
28	0.2	0.8	0.1	-0.2	.08	\$169	\$144	\$102	\$72

• Sells safe in calf to KR Ito F256, due December 2021.

285 is a sound, well-made two-year-old that offers extra growth and maternal traits. She ranks in the top 5% of Breedplan for 200 day weight and the top 10% for 400 day and 600 day weights. Additionally, she is in the top 10% for Milk. You have to appreciate the look of 285 with her very feminine, long and angular front end combined with a long, level hip and a flawless structure.

*Maternal sisters sell as lots 5 and 6*



lot 7

**M6 MS MICHİYOSHI 604D**

Cow • 1/12/2016 • US: FB28449 • AU: USAFM604D • Tat: 604D



sire

WORLD K'S SANJIROU  
**MICHİYOSHI**  
CHR MS FUKUTSURI 107L

dam

WORLD K'S KITAGUNI JR.  
**LMR MS KITAGUNI 9281W**  
BR MS KIKUYASU 4602

WORLD K'S MICHIFUKU  
WORLD K'S SUZUTANI  
JVP FUKUTSURI-068  
CHR MS TAKAZAKURA 044J  
KITAGUNI 7/8  
WORLD K'S NAKAYUKI  
JVP KIKUYASU-400  
BR MS MICHIFUKU 9650

• IARSC

Tend. Score	SCD	GL	BW	200 DW	400 DW	600 DW	MCW	Milk	Scrotal
7	VA	-1.5	-3	-8	-15	-24	-26	-3	-1.6

CW	EMA	Rump F.	RBV	Marb. Sc.	Marb. Fn.	WBI	SRI	FTI	F1TI
-18	1.7	-1.9	-0.3	1.1	.15	\$28	\$58	\$67	\$85

• Sells open, ready to breed or flush to the bull of your choice.

604 is another stout built female that is as wide across the top as they come. She has a perfect udder and gives plenty of milk. Her pedigree is stacked with highly proven carcass sires. She was flushed once at Kay Ranch and produced seven viable embryos. Sells with a heifer calf at side by F304, who is proving to add muscle and growth to his calves.



lot 7

lot 7a

**KR MS SANJI MICHİ J326**

Cow • 5/11/2021 • US: FB69986 • Tat: J326

Sire: RGR KIKOHANA F304 ET • Dam: M6 MS MICHİYOSHI 604D



lot 8

lot 8

**M6 MS ITOMORITAKA 717E ET**

Cow • 2/10/2017 • US: FB33082 • AU: RGRFN717 • Tat: 717E



sire

ITOMORITAKA J2703  
**BAR R ITOMORITAKA 42Z**  
BAR R MISS 2N

dam

WORLD K'S KITAGUNI JR.  
**LMR MS KITAGUNI 9281W**  
BR MS KIKUYASU 4602

ITOHIRASHIGE  
DAI 6 OEFUJII J565554-KURO KOH  
WORLD K'S SANJIROU  
MISS BAR R 321H  
KITAGUNI 7/8  
WORLD K'S NAKAYUKI  
JVP KIKUYASU-400  
BR MS MICHIFUKU 9650

Tend. Score	SCD	GL	BW	200 DW	400 DW	600 DW	MCW	Milk	Scrotal
4	AA	0.4	-2.3	-4	-10	-14	-19	-4	-0.5

CW	EMA	Rump F.	RBV	Marb. Sc.	Marb. Fn.	WBI	SRI	FTI	F1TI
-11	2.0	2.8	-0.5	0.4	.12	\$15	\$36	\$33	\$45

• Will calve before sale day to RGR Kikohana F304 ET.

This maternal sister to Lot 7 is a huge bodied, powerfully designed female that has the look and dimension that the real cowboys are looking for. She is a big footed, big boned female with extra depth and shape to her rib. She is strong and thick over her top and is set wide at the pins. With all this power, she is still a very maternal female with a nice udder structure. Her mating to F304 should produce a calf with all the muscle and growth the Wagyu breed is looking for. A daughter sells as Lot 9.

lot 9

**RGR RANGER G401**

Cow • 2/28/2019 • US: FB49486 • AU: RGRFQ401G • Tat: G401



sire

MICHİYOSHI  
**MFC MICHİYOSHI 522C**  
MFC MS ITOSHIGEFUJI 2-9

dam

BAR R ITOMORITAKA 42Z  
**M6 MS ITOMORITAKA 717E ET**  
LMR MS KITAGUNI 9281W

WORLD K'S SANJIROU  
CHR MS FUKUTSURI 107L  
ITOSHIGEFUJI  
MFC MS SANJIROU 7-2  
ITOMORITAKA J2703  
BAR R MISS 2N  
WORLD K'S KITAGUNI JR.  
BR MS KIKUYASU 4602

Tend. Score	SCD	GL	BW	200 DW	400 DW	600 DW	MCW	Milk	Scrotal
		0.6	-1.5	-2	-5	-16	-16	-7	-0.7

CW	EMA	Rump F.	RBV	Marb. Sc.	Marb. Fn.	WBI	SRI	FTI	F1TI
-11	2.4	2.7	-0.3	0.5	.08	\$42	\$67	\$48	\$60

• Sells open and ready to flush or breed to the bull of your choice.

G401 is made much like her mother, Lot 8, with both possessing a tremendous amount of rib and depth plus great udders. G401 is a daughter of Michiyoshi 522C, who is known for producing smooth patterned, heavy muscled progeny with nice maternal traits. The bull calf at side by F304 will mash down the scales at weaning time.



lot 9

lot 9a

**RGR RANGER R499J**

Bull • 4/15/2021 • US: Pending • Tat: R499J

Sire: RGR KIKOHANA F304 ET • Dam: RGR RANGER G401



# WAGYU BREEDPLAN

## Understanding the EBVs and Selection Indices

**EBVs** An animal's breeding value is its genetic merit, half of which will be passed on to its progeny. While we will never know the exact breeding value, for performance traits it is possible to make good estimates. These estimates are called *Estimated Breeding Values (EBVs)*.

In the calculation of EBVs, the performance of individual animals within a contemporary group is directly compared to the average of other animals in that group. A contemporary group consists of animals of the same sex and age class within a herd, run under the same management conditions and treated equally. Indirect comparisons are made between animals reared in different contemporary groups, through the use of pedigree links between the groups.

EBVs are expressed in the units of measurement for each particular trait. They are shown as + or – differences between an individual animal's genetics difference and the genetic base to which the animal is compared. For example, a bull with an EBV of +50 kg for 600-Day Weight is estimated to have genetic merit 50 kg above the breed base of 0 kg. Since the breed base is set to an historical benchmark, the average EBVs of animals in each year drop has changed over time as a result of genetic progress within the breed.

The absolute value of any EBV is not critical, but rather the differences in EBVs between animals. Particular animals should be viewed as being "above or below breed average" for a particular trait. Whilst EBVs provide the best basis for the comparison of the genetic merit of animals reared in different environments and management conditions, they can only be used to compare animals analysed within the same analysis. Consequently, Wagyu BREEDPLAN EBVs cannot be validly compared with EBVs for any other breed.

Although EBVs provide an estimate of an animal's genetic merit for a range of production traits, they do not provide information for all of the traits that must be considered during selection of functional animals. In all situations, EBVs should be used in conjunction with visual assessment for other traits of importance (such as structural soundness, temperament, fertility, etc). A recommended practice is to firstly select breeding stock based on EBVs and to then select from this group to ensure that the final selections are otherwise acceptable.

EBVs are published for a range of traits covering fertility, calving ease, milking ability, growth, carcass merit and docility. When using EBVs to assist in selection decisions it is important to achieve a balance between the different groups of traits and to place emphasis on those traits that are important to the particular herd, markets and environment. One of the advantages of having a comprehensive range of EBVs is that it is possible to avoid extremes in particular traits and select for animals with balanced overall performance.

**Gestation Length EBV** (days) is an estimate of the time from conception to the birth of the calf and is based on artificial insemination and hand mating records. Lower (negative) Gestation Length EBVs indicate shorter gestation length and therefore easier calving and increased growth after birth.

**Birth Weight EBV** (kg) is based on the measured birth weight of progeny, adjusted for dam age. The lower the value the lighter the calf at birth and the lower the likelihood of a difficult birth. This is particularly important when selecting sires for use over heifers.

**200-Day Growth EBV** (kg) is calculated from the weight of progeny taken between 80 and 300 days of age. Values are adjusted to 200 days and for age of dam. This EBV is the best single estimate of an animal's genetic merit for growth to early ages.

**400-Day Weight EBV** (kg) is calculated from the weight of progeny taken between 301 and 500 days of age, adjusted to 400 days and for age of dam. This EBV is the best single estimate of an animal's genetic merit for yearling weight.

**600-Day Weight EBV** (kg) is calculated from the weight of progeny taken between 501 and 900 days of age, adjusted to 600 days and for age of dam. This EBV is the best single estimate of an animal's genetic merit for growth beyond yearling age.

**Mature Cow Weight EBV** (kg) is based on the cow weight when the calf is weighed for weaning, adjusted to five years of age. This EBV is an estimate of the genetic difference in cow weight at five years of age and is an indicator of growth at later ages and potential feed maintenance requirements of the females in the breeding herd. Steer breeders wishing to grow animals out to a larger weight may also use the Mature Cow Weight EBV.

**Milk EBV** (kg) is an estimate of an animal's milking ability. For sires, this EBV indicates the effect of the daughter's milking ability, inherited from the sire, on the 200-day weights of her calves. For dams, it indicates her milking ability.

**Scrotal Size EBV** (cm) is calculated from the circumference of the scrotum taken between 300 and 700 days of age and adjusted to 400 days of age. This EBV is an estimate of an animal's genetic merit for scrotal size. There is also a small negative correlation with age of puberty in female progeny and therefore selection for increased scrotal size will result in reduced age at calving of female progeny.

**Carcass Weight EBV** (kg) is based on abattoir carcass records and is an indicator of the genetic differences in carcass weight at the standard age of 990 days.

**Eye Muscle Area EBV** (sq cm) is calculated from measurements from live animal ultrasound scans and from abattoir carcass data, adjusted to a standard 420kg carcass. This EBV estimates genetic differences in eye muscle area at the 12/13th rib site of a 420kg dressed carcass. More positive EBVs indicate better muscling on animals. Sires with relatively higher Eye Muscle Area EBVs are expected to produce better muscled and higher percentage yielding progeny at the same carcass weight than will sires with lower Eye Muscle Area EBVs.

**Rump Fat EBV** (mm) is calculated from measurements of subcutaneous fat depth at the P8 rump site (from live animal ultrasound scans and from abattoir carcasses) and is adjusted to a standard 420kg carcass. This EBV is an indicator of the genetic differences in fat distribution on a standard 420kg carcass. Sires with low, or negative, fat EBV are expected to produce leaner progeny at any particular carcass weight than will sires with higher EBVs.

**Retail Beef Yield EBV** (%) indicates genetic differences between animals for retail yield percentage in a standard 420kg carcass. Sires with larger EBVs are expected to produce progeny with higher yielding carcasses.

**Marble Score EBV** (Aus-Meat Marble Score) is an estimate of the genetic difference in the Aus-Meat Marble Score in a 420kg carcass. Larger, more positive values are favourable.

**Marble Fineness EBV** (Camera Marbling Fineness Index) is an estimate of the genetic difference in the Marbling Fineness Index as measured by the Japanese Digital Image Camera. Sires with higher EBVs are expected to produce progeny with higher Marbling Fineness Index.

**Selection Indices** Index values are reported as EBVs, in units of relative earning capacity (\$s) for a given market. They reflect both the short-term profit generated by a sire through the sale of his progeny, and the longer-term profit generated by his daughters in a self-replacing cow herd. A selection index combines the EBVs with economic information (costs and returns) for specific market and production systems to rank animals based on relative profit values. Note that different types of animals can give similar profit values, so consideration should be given to both the index and the component EBVs when selecting animals for a particular production system. More information is available on selecting animals using a selection index. The Index values are derived using BreedObject technology. More information is available from the BreedObject web site. Wagyu selection indices are calculated for three standard market specifications and are designed to optimise profit outcomes from commercial self-replacing, fullblood terminal and F1 terminal production systems. More information is available on Wagyu Selection Indices.

**Self-replacing Breeding Index** (\$) – Estimates the genetic differences between animals in net profitability per cow joined in a commercial fullblood or purebred self-replacing herd. Heifers are retained for breeding, and steers and surplus females are sold as feeders for feedlot finishing. Steers are assumed to be slaughtered at 32 months after 550 days of feedlot finishing targeting 435kg carcasses. Heifers are retained for breeding and therefore maternal traits are of importance. Steers and surplus females that exhibit marbling will attract a significant premium for the carcasses.

**Fullblood Terminal Index** (\$) – Estimates the genetic differences between animals in net profitability per cow joined in a commercial fullblood or purebred self-replacing herd in which all progeny are sold as feeders for feedlot finishing. Steers are assumed to be slaughtered at 32 months after 550 days of feedlot finishing targeting 435kg carcasses. Heifers are slaughtered at 29 months after 450 days of feedlot finishing targeting 385kg carcasses. No heifers are retained for breeding and therefore maternal traits are not of importance. There is a significant premium for the carcasses that exhibit superior marbling.

**F1 Terminal Index** (\$) – Estimates the genetic differences between animals in net profitability per cow joined in a commercial F1 production system using Wagyu bulls and non-Wagyu females where all progeny are sold as feeders for feedlot finishing. Steers and heifers are assumed to be slaughtered at 28 months after 370 days of feedlot finishing targeting 420kg and 387kg respectively. No heifers are retained for breeding and therefore maternal traits are not of importance. There is a significant premium for the carcasses that exhibit superior marbling.





lot 10

## LMR MS HIRASHIGETAYASU 2455Z

Cow • 11/27/2012 • US: FB14957 • AU: USAFB14957 • Tat: 2455Z



sire DAI 20 HIRASHIGE 287  
HIRASHIGETAYASU J2351  
DAI 5 YURUHIME

dam WORLD K'S SANJIROU  
LMR MS SANJIROU 713T  
BR MS TAKAZAKURA 0652

KEDAKA 7212  
DAI 13 HIRASHIGE  
TAYASUHUKU  
YURIKO 795455  
WORLD K'S MICHIFUKU  
WORLD K'S SUZUTANI  
WORLD K'S TAKAZAKURA  
JVP MS FUKUKANE 05E

Tend. Score	SCD	GL	BW	200 DW	400 DW	600 DW	MCW	Milk	Scrotal
AA		0.7	1.7	14	21	22	26	-2	0.2
CW	EMA	Rump F.	RBV	Marb. Sc.	Marb. Fn.	WBI	SRI	FTI	F1TI
14	3.7	-2	1.9	0.1	.03	\$139	\$128	\$76	\$59

• Sells open and ready to flush or breed to the bull of your choice.

2455Z is sired by Hirashigetayasu, who is known for growth and maternal and ranking in the top 1% of Breedplan for 200 day weight and top 10% for Milk. Additionally, he ranks in the top 1% of the breed for Retail Beef Yield. In her own right, 2455Z is a large framed cow with ample depth of body and a solid muscle pattern. She ranks in the top 1% of Breedplan for Retail Beef Yield. Her bull calf at side is sired by a clone to TF 151, known for added weights and milking ability.

lot 11

## RCR MICHİYASU 27F

Cow • 11/12/2018 • US: FB48785 • AU: USAFB48785 • Tat: 27F



sire MICHİYOSHI  
MFC MICHİYOSHI 522C  
MFC MS ITOSHIGEFUJI 2-9

dam HIRASHIGETAYASU J2351  
LMR MS HIRASHIGETAYASU 2455Z  
LMR MS SANJIROU 713T

WORLD K'S SANJIROU  
CHR MS FUKUTSURI 107L  
ITOSHIGEFUJI  
MFC MS SANJIROU 7-2  
DAI 20 HIRASHIGE 287  
DAI 5 YURUHIME  
WORLD K'S SANJIROU  
BR MS TAKAZAKURA 0652

Tend. Score	SCD	GL	BW	200 DW	400 DW	600 DW	MCW	Milk	Scrotal
		0.7	2.0	11	12	8	17	0	-0.5
CW	EMA	Rump F.	RBV	Marb. Sc.	Marb. Fn.	WBI	SRI	FTI	F1TI
-1	4.1	-1.5	1.2	0.5	.06	\$113	\$111	\$74	\$68

• Pasture exposed to YYW Y2 Kedakanami D31 ET.

27F is a solid daughter of 522C and the excellent Lone Mountain Hirashigetayasu donor who sells as Lot 10. 27F ranks in the top 10% of the breed for Eye Muscle Area and Retail Yield.

lot 11a Bull calf born 4/5/2021 by Multi Sire Reference XX1.

lot 10a

## RCR HIRADOI 47J

Bull • 3/13/2021 • US: FB70250 • Tat: 47J

Sire: ITOZURU DOI CLN05 • Dam: LMR MS HIRASHIGETAYASU 2455Z



### August 2021 Wagyu BREEDPLAN Breed Average EBVs for 2019-born Calves

Tend. Score	SCD	GL	BW	200 DW	400 DW	600 DW	MCW	Milk	Scrotal
		0.0	1.0	9	15	18	22	1	-0.2
CW	EMA	Rump F.	RBV	Marb. Sc.	Marb. Fn.	WBI	SRI	FTI	F1TI
15	1.4	-0.1	0.1	0.8	0.16	\$140	\$141	\$119	\$109





lot 12

## BLB MS SHOKAKU 1316



Cow • 7/1/2013 • US: FB15828 • AU: USAFB15828 • Tat: BLB 1316



*sire* MONJIRO 11550  
**WORLD K'S HARUKI 2**  
SAKURA 2 741638

*dam* LMR YOJIMBO  
**BLB MS SHOHO 1003**  
CHR MS KIKUYOSHI

YASUMI DOI  
HARUMI 1086409  
KENSIN 902  
ITOHIME 3 545978  
BAR R FUKUTSUKU 36H  
BR MS YASUFUKU 0609  
JVP KIKUYASU-400  
JVP MS YASUYOSHI 410

Tend. Score	SCD	GL	BW	200 DW	400 DW	600 DW	MCW	Milk	Scrotal
3	VA	-2.1	2.0	19	34	52	45	7	0.8
CW	EMA	Rump F.	RBV	Marb. Sc.	Marb. Fn.	WBI	SRI	FTI	F1TI
40	1.2	0.4	0.6	-0.3	-12	\$174	\$147	\$116	\$84

• Pasture exposed 5/15/2021 to 7/1/2021 to RGR Ranger Q434G ET (Lot 101).

You will appreciate the look and design of this Haruki 2 daughter with her flawless udder, a long, level hip and her overall structural correctness. This is what a cow should look like. In addition, she posts an impressive data set that ranks in the top 10% of Breedplan for all the growth numbers and the top 5% for Milk. She has a heifer calf at side sired by a direct son of Bar R Shigesigetani 30T, the known performance and marbling leader. Another daughter sells as Lot 13.

lot 13

## BLB MS 37G



Cow • 12/1/2019 • US: FB60155 • AU: USAFB60155 • Tat: 37G



*sire* TF KIKUHANA  
**KR TIME LINE 130**  
TAI MS ITOMICHI B043W

*dam* WORLD K'S HARUKI 2  
**BLB MS SHOKAKU 1316**  
BLB MS SHOHO 1003

ITOHANA  
NAYORI 1  
BR ITOMICHI/0602 4632  
CHR MS MICHIFUKU 1T  
MONJIRO 11550  
SAKURA 2 741638  
LMR YOJIMBO  
CHR MS KIKUYOSHI

Tend. Score	SCD	GL	BW	200 DW	400 DW	600 DW	MCW	Milk	Scrotal
1	AA	-0.6	0.4	11	18	20	13	6	0.1
CW	EMA	Rump F.	RBV	Marb. Sc.	Marb. Fn.	WBI	SRI	FTI	F1TI
16	0.4	1.3	0.0	-0.4	-08	\$84	\$74	\$59	\$47

• Bred AI 5/15/2021 to Mayura L0010. Pasture exposed 5/20/2021 to 7/1/2021 RGR Ranger Q434G ET (Lot 101).

37G is sure to grow into an excellent cow with the look and performance that she already exhibits. She is built like her mother with outstanding balance and depth combined with a great structure and a powerful hip. The maternal traits in this line continue, with 37G being in the top 10% for Milk.

lot 12a

## BLB MS 46J



Cow • 1/25/2021 • US: FB71444 • Tat: 46J

Sire: 711 SHIGEMAZDA 6412D • Dam: BLB MS SHOKAKU 1316





lot 14

## BLB MS SHOKAKU 1426

Cow • 9/21/2014 • US: FB19918 • AU: USAFB19918 • Tat: BLB 1426



*sire* MONJIRO 11550  
**WORLD K'S HARUKI 2**  
SAKURA 2 741638

*dam* LMR YOJIMBO  
**BLB MS SHOHO 1003**  
CHR MS KIKUYOSHI

YASUMI DOI  
HARUMI 1086409  
KENSIN 902  
ITOHOME 3 545978  
BAR R FUKUTSURI 36H  
BR MS YASUFUKU 0609  
JVP KIKUYASU-400  
JVP MS YASUYOSHI 410

Tend. Score	SCD	GL	BW	200 DW	400 DW	600 DW	MCW	Milk	Scrotal
5	VA	-1.5	1.0	17	32	42	29	8	0.9

CW	EMA	Rump F.	RBV	Marb. Sc.	Marb. Fn.	WBI	SRI	FTI	F1TI
31	-0.6	2.2	-0.3	-0.2	-.09	\$148	\$128	\$114	\$91

• Bred AI 5/15/2021 to Mayura L0010. Pasture exposed 5/20/2021 to 7/1/2021 RGR Ranger Q434G ET (Lot 101).

This full sister to Lots 12 and 15 expresses many of the same phenotypic traits, size, udder and structure that are the type to give her excellent mothering ability and longevity. She carries excellent growth and maternal traits as well. Sells with a herd bull prospect at side by a son of 30T.

lot 15

## BLB MS SHOKAKU 1534

Cow • 8/29/2015 • US: FB23018 • AU: USAFB23018 • Tat: 1534



*sire* MONJIRO 11550  
**WORLD K'S HARUKI 2**  
SAKURA 2 741638

*dam* LMR YOJIMBO  
**BLB MS SHOHO 1003**  
CHR MS KIKUYOSHI

YASUMI DOI  
HARUMI 1086409  
KENSIN 902  
ITOHOME 3 545978  
BAR R FUKUTSURI 36H  
BR MS YASUFUKU 0609  
JVP KIKUYASU-400  
JVP MS YASUYOSHI 410

Tend. Score	SCD	GL	BW	200 DW	400 DW	600 DW	MCW	Milk	Scrotal
3	VA	1.1	1.5	12	22	32	25	5	-0.2

CW	EMA	Rump F.	RBV	Marb. Sc.	Marb. Fn.	WBI	SRI	FTI	F1TI
29	-3.8	2.6	-1.4	0.0	.04	\$95	\$80	\$64	\$47

• Bred AI 5/15/2021 to Mayura L0010. Pasture exposed 5/20/2021 to 7/1/2021 RGR Ranger Q434G ET (Lot 101).

A full sister to Lots 12 and 14, 1534 shows the same great udder as her sisters and is in the top 10% of Breedplan for Milk. She is a big bodied power female that will wean lots of pounds.

lot 14a

## BLB MR 42J

Bull • 1/29/2021 • US: FB71446 • Tat: 42J

Sire: 711 SHIGEMAZDA 6412D • Dam: BLB MS SHOKAKU 1426



lot 15a

## BLB MS 41J

Cow • 1/30/2021 • US: FB71448 • Tat: 41J

Sire: 711 SHIGEMAZDA 6412D • Dam: BLB MS SHOKAKU 1534





lot 16

## M6 MS HARUKI 779E ET



Cow • 9/14/2017 • US: FB33357 • AU: USAFB33357 • Tat: 779E



MONJIRO 11550  
sire **WORLD K'S HARUKI 2**  
SAKURA 2741638

ITOZURU DOI  
dam **CHR MS ITOZURU DOI 366**  
CF504


YASUMI DOI  
HARUMI 1086409  
KENSIN 902  
ITOHOME 3545978  
ITOKITATSURU  
YASUHIME  
ITOSHIGENAMI  
HIKOKURA 1/10

Tend. Score	SCD	GL	BW	200 DW	400 DW	600 DW	MCW	Milk	Scrotal
3	VA	0.4	2.3	15	28	36	43	5	1.4
CW	EMA	Rump F.	RBV	Marb. Sc.	Marb. Fn.	WBI	SRI	FTI	F1TI
34	2.2	3.4	-0.6	0.6	.12	\$177	\$164	\$157	\$137



• Pasture exposed to YYW Y2 Kedakanami D31 ET. Safe in calf.

This is an extremely long bodied female with a nicely balanced data set. She was bred in the M6 program and is out of a TF 151 daughter that has been very productive for M6. Be sure to tie into pedigrees that have 151 in them, as he is known as the Wagyu bull that does it all.



## How to participate August 21st as an absentee bidder

We have made preparations to bid and buy livestock through Superior Productions' "Call or Click-To-Bid" service for those unable to attend in person sale day. Please note that all of the lots in the sale will also be available for viewing online prior to sale day at [www.superiorlivestock.com](http://www.superiorlivestock.com).

### HERE'S HOW IT WORKS

**Turn in Bids Over the Phone.** This is our traditional method of buying livestock and is the suggested process for anyone who does not have consistent, high-speed internet. To get started simply go online to [www.superiorlivestock.com](http://www.superiorlivestock.com) and click on the tab titled "Register for a Buyer Number." Select the registration form for Superior Productions and print the registration form. Fill it out and fax it in to Superior Productions at (817) 378-3380 with a signature on it. You can also mail it in to the address provided on the form. Upon receipt of this information Superior will call you with a buyer's number and the bid line phone number that you will use on sale day to place bids over the phone.

**Click-To-Bid.** This is Superior's online bidding program for cattle buying. *Please note that high speed internet is required — this is not for dial-up or satellite internet.* Registration is free, but you must become a member of [www.superiorclicktobid.com](http://www.superiorclicktobid.com) to sign up. Becoming a member is easy. Just go to the homepage of [www.superiorclicktobid.com](http://www.superiorclicktobid.com) and follow the out-lined steps to get started. Input your information and select a username and password. You will receive an e-mail confirming you are a member. From that point forward you just have to sign in and select the sale you would like to register for and once approved by the ranch you will receive an e-mail confirming which sale you are now registered for.

**Viewing the Auction.** The sale will be broadcast via satellite on Dish Network channel 997. Please note that there is a delay if you are watching the auction on television so be sure to call in a couple lots ahead of the lot you are interested in bidding on. The sale will also be broadcast live on the internet at both [www.superiorlivestock.com](http://www.superiorlivestock.com) and [www.superiorclicktobid.com](http://www.superiorclicktobid.com). The video feed on the homepage of [www.superiorlivestock.com](http://www.superiorlivestock.com) looks the same as the video feed on TV and can be watched over a smartphone or tablet. Remember you can call in to bid whether watching on the TV or on the internet, but you must be a member of [www.superiorclicktobid.com](http://www.superiorclicktobid.com) to "click-to-bid".

Buyers will be contacted by the ranch after the sale for payment and delivery details. **IF YOU NEED ANY ASSISTANCE, CALL SUPERIOR AT (800) 422-2117.**



lot 17

## KR MS FRONTLINE G286



Cow • 9/28/2019 • US: FB49603 • AU: KR2FQG286 • Tat: G286

HIRASHIGETAYASU J2351  
sire **KR FRONT LINE 115**  
RSC MS KIRASURU Y-3

ITOSHIGEFUJI  
dam **KR MS ITOSHIGEFUJI 114**  
HR KOKO 007

DAI 20 HIRASHIGE 287  
DAI 5 YURUHIME  
KITATERUYASUDO J2810  
BR MS FUKUTSURI 0629  
ITOFUJI 483  
DAI 30 NOBORU J920752  
JVP FUKUTSURI-068  
HOSHI

Tend. Score	SCD	GL	BW	200 DW	400 DW	600 DW	MCW	Milk	Scrotal
6	AA	1.1	2.2	15	22	31	41	6	0.1
CW	EMA	Rump F.	RBV	Marb. Sc.	Marb. Fn.	WBI	SRI	FTI	F1TI
16	-3.6	0.6	-0.7	-0.1	.06	\$98	\$78	\$57	\$39

• Sells safe in calf to KR Ito F256 ET, due December 2021.

This beauty is another high growth and heavy milking heifer from KR Frontline 115. Her full sister sold for \$11,000 in the 2017 Steaks Are High Sale. Her dam has been a high producing embryo donor at Kay Ranch. G286 has that potential and the eye appeal to belong in your front pasture!



lot 17

Lots 17–19 are sired by the Kay Ranch herd bull KR Front Line 115, who is the sire of a donor cow that M6 purchased from Bubba Kay and was one of Kevin's favorites — he nicknamed her Miss America. The 115 daughters are all big barreled, huge bodied cows with shape and eye appeal.

lot 18

## BLB MS HANURA 52G ET



Cow • 9/16/2019 • US: FB60165 • AU: USAFB60165 • Tat: 52G

HIRASHIGETAYASU J2351  
sire **KR FRONT LINE 115**  
RSC MS KIRASURU Y-3

WORLD K'S HARUKI 2  
dam **BLB MS SHOKAKU 1426**  
BLB MS SHOHO 1003

DAI 20 HIRASHIGE 287  
DAI 5 YURUHIME  
KITATERUYASUDO J2810  
BR MS FUKUTSURI 0629  
MONJIRO 11550  
SAKURA 2 741638  
LMR YOJIMBO  
CHR MS KIKUYOSHI

Tend. Score	SCD	GL	BW	200 DW	400 DW	600 DW	MCW	Milk	Scrotal
8	VA	0.5	5.4	30	52	72	68	8	1.6
CW	EMA	Rump F.	RBV	Marb. Sc.	Marb. Fn.	WBI	SRI	FTI	F1TI
54	-0.9	-1.4	0.7	-0.4	.00	\$220	\$176	\$137	\$90

• Sells six months safe in calf to Multi Sire Reference XX3.

If you need to add growth and performance to your herd, pay close attention to 52G, as she is in the top 1% for 200, 400 and 600 day weights in Breedplan as well as the top 1% for Milk. This heifer is already exhibiting the rib shape and volume you expect from 115. On the dam's side, you will find Haruki 2, projecting her to be very maternal.



lot 18

lot 19

## BLB MS HANURA 60G ET



Cow • 9/20/2019 • US: FB60168 • AU: USAFB60168 • Tat: 60G

HIRASHIGETAYASU J2351  
sire **KR FRONT LINE 115**  
RSC MS KIRASURU Y-3

WORLD K'S HARUKI 2  
dam **BLB MS SHOKAKU 1426**  
BLB MS SHOHO 1003

DAI 20 HIRASHIGE 287  
DAI 5 YURUHIME  
KITATERUYASUDO J2810  
BR MS FUKUTSURI 0629  
MONJIRO 11550  
SAKURA 2 741638  
LMR YOJIMBO  
CHR MS KIKUYOSHI

Tend. Score	SCD	GL	BW	200 DW	400 DW	600 DW	MCW	Milk	Scrotal
8	AA	0.4	5.4	29	46	68	68	5	1.5
CW	EMA	Rump F.	RBV	Marb. Sc.	Marb. Fn.	WBI	SRI	FTI	F1TI
43	-0.9	1.1	-0.2	-0.3	.02	\$218	\$181	\$139	\$96

• Sells six months safe in calf to Multi Sire Reference XX3.

60G shows all the top growth traits and performance of her full sister selling as Lot 18. She has the same strong look and ranks in the top 10% for Milk. Make donors out of both of these females and improve your performance.



lot 19



lot 20

## TBR YASU 1-3 2141Y



Cow • 11/4/2011 • US: FB14296 • AU: USAFB14296 • Tat: 2141Y



ITOMICHI  
sire **ITOMICHI TF 728**  
CF504

LMR YOJIMBO  
dam **TBR YASU 9022W**  
LMR MS SANJIROU 617S

DAI 7 ITOZAKURA  
TOMISAKAE 2/1  
ITOSHIGENAMI  
HIKOKURA 1/10  
BAR R FUKUTSUKU 36H  
BR MS YASUFUKU 0609  
WORLD K'S SANJIROU  
CHR KIKUHANAHIME

Tend. Score	SCD	GL	BW	200 DW	400 DW	600 DW	MCW	Milk	Scrotal
		1.8	0.2	3	4	-2	3	0	-0.3
CW	EMA	Rump F.	RBV	Marb. Sc.	Marb. Fn.	WBI	SRI	FTI	F1TI
0	-0.8	2.5	-1.3	1.0	.24	\$72	\$85	\$85	\$90

• Sells open and ready to breed or flush to the bull of your choice.

The Wagyu breed has long been known for longevity, and you can see it in 2141Y, as she exhibits a very high quality udder with strong attachment. In addition, she has the volume and capacity combined with a strong, level top and solid hind end structure. Here is a proven donor to take your program forward.

lot 20a Bull calf born 3/8/2021 by TF 151 Clone 05 (FB13044).



lot 20

lot 21

## RCR HIRASHIGEYASU 0109H ET



Cow • 3/26/2020 • US: FB65762 • AU: USAFB65762 • Tat: 0109H



DAI 20 HIRASHIGE  
sire **HIRASHIGETAYASU J2351**  
DAI 5 YURUHIME

ITOMICHI TF 728  
dam **TBR YASU 1-3 2141Y**  
TBR YASU 9022W

KEDAKA 7212  
DAI 13 HIRASHIGE  
TAYASUHUKU  
YURIKO 795455  
ITOMICHI  
CF504  
LMR YOJIMBO LMR  
MS SANJIROU 617S

Tend. Score	SCD	GL	BW	200 DW	400 DW	600 DW	MCW	Milk	Scrotal
		2.6	3.5	20	27	33	41	5	1.1
CW	EMA	Rump F.	RBV	Marb. Sc.	Marb. Fn.	WBI	SRI	FTI	F1TI
18	-0.9	-0.7	0.4	0.0	.06	\$117	\$92	\$67	\$44

• Pasture exposed 5/7/2021 to 7/1/2021 to YYW Y2 Kedakanami D31 ET. Safe in calf.

0109H is a square hipped female that has extra length and depth. She exhibits a powerful spring of rib and a strong muscle shape over her top. Yet with all this power and dimension, she still has a wedgy, refined front end. 0109H has a strong data set for growth.



lot 21

lot 22

## RCR SHIGEYASU 0309H ET



Cow • 10/31/2020 • US: FB70014 • AU: USAFB70014 • Tat: 0309H



ITOSHIGENAMI  
sire **TBR SHIGETANIFUKU 3009Z**  
TF 821

ITOMICHI TF 728  
dam **TBR YASU 1-3 2141Y**  
TBR YASU 9022W

SHIGESHIGENAMI 10632  
FUKUYUKI  
KIMIFUKU 3  
TF600  
ITOMICHI  
CF504  
LMR YOJIMBO  
LMR MS SANJIROU 617S

Pedigree estimate EBVs:

Tend. Score	SCD	GL	BW	200 DW	400 DW	600 DW	MCW	Milk	Scrotal
		1.6	-1.5	-2	-5	-15	-13	-4	-1.2
CW	EMA	Rump F.	RBV	Marb. Sc.	Marb. Fn.	WBI	SRI	FTI	F1TI
-7	0.0	2.7	-1.3	1.4	.28	\$77	\$109	\$100	\$114

• Sells open.

The sire of 0309 is Tekada Farms breeding all the way with TF 148 on the top side, so expect high quality marbling in this young donor prospect.







Lots 23 and 24 are full sisters sired by Shigesheetani, one of the most prolific sires in the Wagyu breed. These sisters rank in the top 5% for Eye Muscle Area and top 10% for Marble Score, SRI, FTI and F1TI. They are big, stout females with the extra bone, rib and hip shape that Shigesheetani gives them. These are solid foundation cows to build on.

## lot 23 RCR MS YASU 2312E WAB E ET

Cow • 5/1/2017 • US: FB29454 • AU: RGRFN2312E • Tat: WABE



sire **WORLD K'S SHIGESHEETANI**  
WORLD K'S SUZUTANI

dam **ITOMICHI TF 728**  
**TBR YASU 1-3 2141Y**  
TBR YASU 9022W

MONJIRO 11550  
SAKURA 2 741638  
TANISHIGE 1526  
SUZUNAMI 472255  
ITOMICHI  
CF504  
LMR YOJIMBO  
LMR MS SANJIROU 6175

Tend. Score	SCD	GL	BW	200 DW	400 DW	600 DW	MCW	Milk	Scrotal
7	VA	0.1	-0.3	5	10	12	16	-1	0.1
CW	EMA	Rump F.	RBV	Marb. Sc.	Marb. Fn.	WBI	SRI	FTI	F1TI
11	5.2	-0.5	0.8	1.8	.25	\$184	\$196	\$178	\$173

• Sells open and ready to flush or breed to the bull of your choice.

## lot 24 RCR MS YASU 2318E WAH E ET

Cow • 4/25/2017 • US: FB29455 • AU: RGRFN2318E • Tat: WAHE



sire **WORLD K'S SHIGESHEETANI**  
WORLD K'S SUZUTANI

dam **ITOMICHI TF 728**  
**TBR YASU 1-3 2141Y**  
TBR YASU 9022W

MONJIRO 11550  
SAKURA 2 741638  
TANISHIGE 1526  
SUZUNAMI 472255  
ITOMICHI  
CF504  
LMR YOJIMBO  
LMR MS SANJIROU 6175

Pedigree estimate EBVs:

Tend. Score	SCD	GL	BW	200 DW	400 DW	600 DW	MCW	Milk	Scrotal
7	VV	-0.7	-0.9	4	7	2	5	-1	0.0
CW	EMA	Rump F.	RBV	Marb. Sc.	Marb. Fn.	WBI	SRI	FTI	F1TI
4	4.7	0.1	0.5	1.7	.20	\$158	\$178	\$166	\$167

• Pasture exposed 5/7/2021 to 7/1/2021 to YYW Y2 Kedakanami D31 ET. Safe in calf.

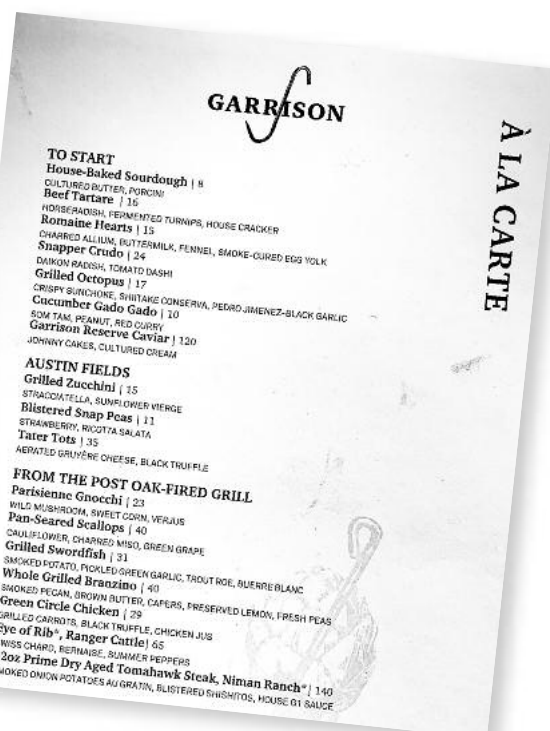
## lot 23a RCR YASUGEN 41J

Bull • 3/17/2021 • US: FB69994 • Tat: 41J

Sire: RCR WAFE YASUGEN ET • Dam: RCR MS YASU 2312E WAB E ET



L-R: Ryan Cade, RCR Ranch; Chef Jakob Cyszczon, Garrison Restaurant, Austin, TX; and Josh Eilers, Ranger Cattle





lot 25

## RCR HIROTAYASU 0323G ET

Cow • 8/18/2019 • US: FB55770 • AU: USAFB55770 • Tat: 0323G



sire  
DAI 20 HIRASHIGE 287  
**HIRASHIGETAYASU J2351**  
DAI 5 YURUHIME

dam  
WORLD K'S SANJIROU  
**TBR HIKOFUKU 3-3 2110Y**  
TBR HIKOFUKU 3 9063W

KEDAKA 7212  
DAI 13 HIRASHIGE  
TAYASUHUKU  
YURIKO 795455  
WORLD K'S MICHIFUKU  
WORLD K'S SUZUTANI  
ITOSHIGEFUJI  
TF 713

Tend. Score	SCD	GL	BW	200 DW	400 DW	600 DW	MCW	Milk	Scrotal
		2.2	4.2	20	30	38	45	3	0.5
CW	EMA	Rump F.	RBV	Marb. Sc.	Marb. Fn.	WBI	SRI	FTI	F1TI
26	3.8	-2.5	2.0	-0.1	-.02	\$166	\$139	\$85	\$56

• Pasture exposed to YYW Y2 Kedakanami D31 ET. Safe in calf, due 2/16/2022.



lot 25

Lots 25–29 are full sisters. Their sire, Hirashigetayasu J2351, is a Trait Leader for 200 and 400 day weights as well as for Scrotal Size and Retail Beef Yield. These five daughters all have prominent data for Retail Beef Yield. Hirashigetayasu is known for the extra size and growth that he passes to his offspring, and you can see it in the performance of these sisters. The dam of Lots 25–30, 2110Y, is from the heart of the Triangle B Ranch program. With Sanjiro on the top of her pedigree and TF147 on the bottom, she presents a tremendous combination of carcass quality and maternal traits. A flush from 2110Y sells as Lot 31.

lot 26

## RCR HIKOTAYASU 0223F ET

Cow • 9/14/2018 • US: FB46383 • AU: USAFB46383 • Tat: 0223F



sire  
DAI 20 HIRASHIGE 287  
**HIRASHIGETAYASU J2351**  
DAI 5 YURUHIME

dam  
WORLD K'S SANJIROU  
**TBR HIKOFUKU 3-3 2110Y**  
TBR HIKOFUKU 3 9063W

KEDAKA 7212  
DAI 13 HIRASHIGE  
TAYASUHUKU  
YURIKO 795455  
WORLD K'S MICHIFUKU  
WORLD K'S SUZUTANI  
ITOSHIGEFUJI  
TF 713

Tend. Score	SCD	GL	BW	200 DW	400 DW	600 DW	MCW	Milk	Scrotal
7	AA	1.5	0.9	8	11	8	23	1	-0.6
CW	EMA	Rump F.	RBV	Marb. Sc.	Marb. Fn.	WBI	SRI	FTI	F1TI
-2	3.7	-0.5	1.2	0.4	.06	\$116	\$112	\$70	\$63

• Pasture exposed to YYW Y2 Kedakanami D31 ET. Safe in calf, due 2/15/2022.



lot 26

lot 27

## RCR HIKOTAYASU 0523F ET

Cow • 9/14/2018 • US: FB48783 • AU: USAFB48783 • Tat: 0523F



sire  
DAI 20 HIRASHIGE 287  
**HIRASHIGETAYASU J2351**  
DAI 5 YURUHIME

dam  
WORLD K'S SANJIROU  
**TBR HIKOFUKU 3-3 2110Y**  
TBR HIKOFUKU 3 9063W

KEDAKA 7212  
DAI 13 HIRASHIGE  
TAYASUHUKU  
YURIKO 795455  
WORLD K'S MICHIFUKU  
WORLD K'S SUZUTANI  
ITOSHIGEFUJI  
TF 713

Tend. Score	SCD	GL	BW	200 DW	400 DW	600 DW	MCW	Milk	Scrotal
6	AA	1.6	0.8	9	12	1	11	-5	-0.5
CW	EMA	Rump F.	RBV	Marb. Sc.	Marb. Fn.	WBI	SRI	FTI	F1TI
-3	2.8	-0.8	0.9	0.7	.10	\$122	\$130	\$84	\$82

• Pasture exposed to YYW Y2 Kedakanami D31 ET. Safe in calf, due 2/15/2022.



lot 27





## lot 28 RCR HIROTAYASU 2 18 0523G ET

Cow • 10/23/2019 • US: FB56172 • AU: USAFB56172 • Tat: 0523G



*sire* DAI 20 HIRASHIGE 287  
**HIRASHIGETAYASU J2351**  
DAI 5 YURUHIME

*dam* WORLD K'S SANJIROU  
**TBR HIKOFUKU 3-3 2110Y**  
TBR HIKOFUKU 3 9063W

KEDAKA 7212  
DAI 13 HIRASHIGE  
TAYASUHUKU  
YURIKO 795455  
WORLD K'S MICHIFUKU  
WORLD K'S SUZUTANI  
ITOSHIGEFUJI  
TF 713

Tend. Score	SCD	GL	BW	200 DW	400 DW	600 DW	MCW	Milk	Scrotal
		2.1	4.4	20	28	32	39	-1	0.1

CW	EMA	Rump F.	RBV	Marb. Sc.	Marb. Fn.	WBI	SRI	FTI	F1TI
21	2.7	-2	1.3	0.4	.06	\$183	\$168	\$109	\$86

• Pasture exposed to Multi Sire Reference XX4. Safe in calf, due 10/16/2021.



## lot 30 RCR SHIGEYASU 0223G ET

Cow • 8/13/2019 • US: FB49612 • AU: USAFB49612 • Tat: 0223G



*sire* ITOSHIGENAMI  
**TBR SHIGETANIFUKU 3009Z**  
TF 821

*dam* WORLD K'S SANJIROU  
**TBR HIKOFUKU 3-3 2110Y**  
TBR HIKOFUKU 3 9063W

SHIGESHIGENAMI 10632  
FUKUYUKI  
KIMIFUKU 3  
TF600  
WORLD K'S MICHIFUKU  
WORLD K'S SUZUTANI  
ITOSHIGEFUJI  
TF 713

Tend. Score	SCD	GL	BW	200 DW	400 DW	600 DW	MCW	Milk	Scrotal
7	AA	0.3	-1.5	0	2	-7	-5	-9	-1.8

CW	EMA	Rump F.	RBV	Marb. Sc.	Marb. Fn.	WBI	SRI	FTI	F1TI
2	3.3	0.8	0.0	1.5	.18	\$152	\$187	\$141	\$149

• Pasture exposed to Multi Sire Reference XX4. Safe in calf, due 11/15/2021.

This maternal sister to Lots 25–29 has a pedigree that includes TF 148 on the top and TF 147 on the bottom and yet is free of all genetic defects, making her a rare find in the Wagyu breed. This heifer projects to be a true producer of progeny with excellent carcass quality. Sanjiro is also present in this pedigree, offering width, dimension and maternal strength.

## lot 29 RCR HIKOTAYASU 0823F ET

Cow • 9/21/2018 • US: FB46382 • AU: RGRFP0823F • Tat: 0823F



*sire* DAI 20 HIRASHIGE 287  
**HIRASHIGETAYASU J2351**  
DAI 5 YURUHIME

*dam* WORLD K'S SANJIROU  
**TBR HIKOFUKU 3-3 2110Y**  
TBR HIKOFUKU 3 9063W

KEDAKA 7212  
DAI 13 HIRASHIGE  
TAYASUHUKU  
YURIKO 795455  
WORLD K'S MICHIFUKU  
WORLD K'S SUZUTANI  
ITOSHIGEFUJI  
TF 713

Tend. Score	SCD	GL	BW	200 DW	400 DW	600 DW	MCW	Milk	Scrotal
6	AA	2.0	2.7	16	22	24	31	-1	0.2

CW	EMA	Rump F.	RBV	Marb. Sc.	Marb. Fn.	WBI	SRI	FTI	F1TI
17	3.0	-1.8	1.5	0.3	.04	\$149	\$136	\$87	\$69

• Pasture exposed to Multi Sire Reference XX2 and XX4.

## lot 31 TBR HIKOFUKU 3-3 2110Y *donor flush*

Cow • 9/25/2011 • US: FB15528 • AU: USAFB15528 • Tat: 2110Y



*sire* WORLD K'S MICHIFUKU  
**WORLD K'S SANJIROU**  
WORLD K'S SUZUTANI

*dam* ITOSHIGEFUJI TF 713  
**TBR HIKOFUKU 3 9063W**  
MONJIRO 11550

MICHIKO 655635  
TANISHIGE 1526  
SUZUNAMI 472255  
ITOFUJI 483  
DAI 30 NOBORU J920752  
KIMIFUKU 3  
HIKOKURA 1/10

Tend. Score	SCD	GL	BW	200 DW	400 DW	600 DW	MCW	Milk	Scrotal
		-0.1	0.1	2	1	-2	3	-7	-1.5

CW	EMA	Rump F.	RBV	Marb. Sc.	Marb. Fn.	WBI	SRI	FTI	F1TI
-2	5.1	-1.1	1.1	0.8	.03	\$109	\$124	\$75	\$76

• Selling a flush to the bull of the buyer's choice. Guaranteeing six transferrable embryos, with the buyer receiving all embryos produced in the flush. All expenses of the flush and semen are the responsibility of the buyer.

Selling the right to flush the mother of Lots 25–30! This is a tremendous opportunity to acquire genetics right from the heart of the RC Ranch donor program. 2110Y's combination of Sanjiro and Tekada Farms presents the best of both the carcass quality and maternal traits that the Wagyu breed is known for.





lot 32

## KR MS MAZDA H304



Cow • 10/20/2020 • US: FB61565 • AU: KR2FRH304 • Tat: KR H304



*sire* KR IT0 F270  
KR MS ITOSHIGENAMI 134

*dam* MAZDA  
KR MS STRATEGY 126  
TAI MS YASUMICHI B018W

HIRASHIGETAYASU J2351  
RSC MS KIRASURU Y-3  
ITOSHIGENAMI  
KR KIKU 24  
HAKUHO BR92 BH514  
MASUTANI B1136818  
BR YASUFUKU 0646  
BR MS ITOMICHI/0602 4647

Tend. Score	SCD	GL	BW	200 DW	400 DW	600 DW	MCW	Milk	Scrotal
		2.0	2.0	12	17	25	27	2	0.1
CW	EMA	Rump F.	RBV	Marb. Sc.	Marb. Fn.	WBI	SRI	FTI	F1TI
16	0.1	0.1	—	0.1	.06	\$102	\$90	\$66	\$151

### • Sells open.

H304 is a well-balanced, smooth-made heifer with a perfect structure and a big rib and muscle pattern. Her pedigree has a nice blend of modern, progressive genetics combined with the core foundation bull Mazda on the bottom. Her dam is a full sister to KR Ms Strategy 127, dam of Lot 33 and the Lot 32B embryos.

lot 32a

## MAZDA semen



Bull • 5/6/1974 • US: FB103 • AU: IMUFA0103 • Tat: 74-T401

*sire* YUHO BH184  
HAKUHO BR92 BH514  
SUGI 1ST B898560

*dam* YUTAKA-ICHI BH253  
MASUTANI B1136818  
MASUMOYI B891992

DAI 33 TOUHOU BH117  
UZUKI 3RD BH707  
DAI 33 TOUHOU BH117  
SUGIHANA 7TH B466500  
DAI 33 TOUHOU BH117  
KOEI 1ST B436297  
HANAHIKARI B6044  
MASUO KODANI B687325

Tend. Score	SCD	GL	BW	200 DW	400 DW	600 DW	MCW	Milk	Scrotal
		3.8	4.4	16	19	42	46	6	1.0
CW	EMA	Rump F.	RBV	Marb. Sc.	Marb. Fn.	WBI	SRI	FTI	F1TI
23	-0.8	1.5	-0.4	-0.2	.04	\$95	\$66	\$49	\$23

### • Selling 2 units of semen.

Even Australia hasn't had a Mazda son or daughter hit the ground in over two decades. Mazda was a gift by the emperor of Japan to the governor of Hawaii in the 70s, and he is the only 100% Tottori bull to ever leave Japan. The only true and total outcross to virtually all Wagyu herds worldwide.

Semen stored at Kay Ranch.

lot 32b

## ITOSHIGENAMI x 127 embryos



5 Conventional Grade 1 Embryos

*sire* SHIGESHIGENAMI 10632  
ITOSHIGENAMI  
FUKUYUKI

*dam* MAZDA  
KR MS STRATEGY 127  
TAI MS YASUMICHI B018W

SHIGEKANENAMI  
SHIGEMITSU  
FUKUMASA  
YUKIZAKURA  
HAKUHO BR92 BH514  
MASUTANI B1136818  
BR YASUFUKU 0646  
BR MS ITOMICHI/0602 4647

Tend. Score	SCD	GL	BW	200 DW	400 DW	600 DW	MCW	Milk	Scrotal
		1.7	-1.8	-4	-8	-19	-8	-6	-1.7
CW	EMA	Rump F.	RBV	Marb. Sc.	Marb. Fn.	WBI	SRI	FTI	F1TI
-14	3.3	1.3	-0.4	2.3	.35	\$134	\$177	\$155	\$171

### • Selling 5 conventional Grade 1 embryos.

This is a mating of a super high growth cow and a super high marbling bull—a combination that you don't want to miss!

Guarantee of two pregnancies if the embryos are transferred by a certified embryologist.

Embryos are stored at Kay Ranch, Manor, TX.





*lot 33*



This son of Lot 33 sells as Lot 111

*lot 33*

## KR MS STRATEGY 168

Cow • 1/19/2014 • US: FB17803 • AU: RGRFK168 • Tat: 168



*sire* HIRASHIGETAYASU J2351  
**KR FRONT LINE 115**  
RSC MS KIRASURU Y-3

*dam* MAZDA  
**KR MS STRATEGY 127**  
TAI MS YASUMICHI B018W

DAI 20 HIRASHIGE 287  
DAI 5 YURUHIME  
KITATERUYASUDO I J2810  
BR MS FUKUTSURU 0629  
HAKUHO BR92 BH514  
MASUTANI B1136818  
BR YASUFUKU 0646  
BR MS ITOMICHI/0602 4647

Tend. Score	SCD	GL	BW	200 DW	400 DW	600 DW	MCW	Milk	Scrotal
9	AA	2.5	1.8	13	20	29	32	5	0.5
CW	EMA	Rump F.	RBV	Marb. Sc.	Marb. Fn.	WBI	SRI	FTI	F1TI
19	-0.5	1.3	-0.1	-0.2	.05	\$91	\$72	\$51	\$34

- *Sells open and ready to flush or breed to the bull of your choice.*

168 is a daughter of KR Ms Strategy 127 and the Kay Ranch herd sire KR Front Line 115, who has gained popularity throughout the US for the balance and eye appeal that he transmits to his calves. 168 is a larger framed cow that is very complete with a huge body and tremendous capacity. She stands on a heavy boned framework and shows an explosive muscle pattern. Her pedigree combines the modern breeding of 115 and the foundation genetics of Mazda.

Check out her son by Mayura L0010 that sells as Lot 111. Maternal sib embryos sell as Lot 32B.



To learn more about each of the ranches participating in The Elite Wagyu Sale, be sure to **watch the American Rancher on RFD TV Monday, August 9 at 8:00 p.m. Central.**





lot 34

Lot 34 is a huge bodied, big ribbed power cow with shape and design. She has a flawless udder structure and does the job raising calves. She is a World K's Kitaguni Jr. daughter, and her dam is stacked with Sanjiro/Hirashigetayasu J2351 and Michifuku/JVP Kikuyasu-400. Excellent donor with great flush records and sells with a true herd bull prospect at side that at just one month of age is starting to exhibit big muscle shape. Another son sells as Lot 107.

## lot 34 LAR MS MICH



Cow • 10/23/2014 • US: FB20264 • AU: USAFB20264 • Tat: 4004



sire **WORLD K'S KITAGUNI JR.**  
K'S NAKAYUKI

dam **LAR MS HIRIFUKU**  
BR MS MICHIFUKU T4E 8605

DAI 7 ITOZAKURA  
KITAGUNI 7  
KOUFUKU  
NAKAHANA 3  
BAR R SANJIROU 4P  
BR MS HIRASHIGO 9649  
BLUE ROCK MICHIFUKU  
JVP MS KIKUSHIGE 09E

Tend. Score	SCD	GL	BW	200 DW	400 DW	600 DW	MCW	Milk	Scrotal
9	VA	0.2	1.1	5	6	6	8	-1	-0.5
CW	EMA	Rump F.	RBV	Marb. Sc.	Marb. Fn.	WBI	SRI	FTI	F1TI
8	-0.3	-2.5	-0.4	0.8	.16	\$73	\$79	\$77	\$76

• Sells open and ready to flush or breed to the bull of your choice.

## lot 34b MAYURA L0010 x MICH embryos



5 Conventional Grade 1 Embryos

sire **MAYURA L0010 ET**  
MAYURA H0159

dam **LAR MS MICH**  
LAR MS HIRIFUKU

Sire's EBVs:

ITOSHIGENAMI  
MAYURA DAI NI KINTTOU 1  
MAYURA ZULU  
WAGYU GENETICS AIZAKURA D837 ET  
KITAGUNI 7/8 WORLD  
K'S NAKAYUKI  
LA MR HIRISHANJOU  
BR MS MICHIFUKU T4E 8605

Tend. Score	SCD	GL	BW	200 DW	400 DW	600 DW	MCW	Milk	Scrotal
		-0.5	1.7	16	26	31	27	5	-0.1
CW	EMA	Rump F.	RBV	Marb. Sc.	Marb. Fn.	WBI	SRI	FTI	F1TI
43	7.7	-1.0	1.5	2.6	.30	\$311	\$326	\$292	\$273

• Selling 5 conventional Grade 1 embryos.

Stored at Agrimark Genetics, Kingsville, TX.

## lot 34a KR SHOCKER J327



Bull • 5/30/2021 • US: FB72145 • Tat: J327

Sire: RGR KIKOHANA F304 ET • Dam: LAR MS MICH

## lot 34c ITOSHIGENAMI x MICH embryos



5 Conventional Grade 1 Embryos

sire **ITOSHIGENAMI**  
FUKUYUKI

dam **LAR MS MICH**  
LAR MS HIRIFUKU

Sire's EBVs:

SHIGEKANENAMI  
SHIGEMITSU  
FUKUMASA  
YUKIZAKURA  
KITAGUNI 7/8 WORLD  
K'S NAKAYUKI  
LA MR HIRISHANJOU  
BR MS MICHIFUKU T4E 8605

Tend. Score	SCD	GL	BW	200 DW	400 DW	600 DW	MCW	Milk	Scrotal
		1.7	-1.8	-4	-8	-19	-8	-6	-1.7
CW	EMA	Rump F.	RBV	Marb. Sc.	Marb. Fn.	WBI	SRI	FTI	F1TI
-14	3.3	1.3	-0.4	2.3	.35	\$134	\$177	\$155	\$171

• Selling 5 conventional Grade 1 embryos.

Stored at Agrimark Genetics, Kingsville, TX.

## lot 34d SHIGESHIGETANI 30T x MICH embryos



5 Conventional Grade 1 Embryos

sire **BAR R SHIGESHIGETANI 30T**  
BAR R 68P

dam **LAR MS MICH**  
LAR MS HIRIFUKU

Sire's EBVs:

WORLD K'S HARUKI 2  
WORLD K'S SUZUTANI  
BAR R MICHISURU 2 K  
MISS BAR R 18H  
KITAGUNI 7/8 WORLD  
K'S NAKAYUKI  
LA MR HIRISHANJOU  
BR MS MICHIFUKU T4E 8605

Tend. Score	SCD	GL	BW	200 DW	400 DW	600 DW	MCW	Milk	Scrotal
		-0.8	1.7	15	25	35	35	-1	0.2
CW	EMA	Rump F.	RBV	Marb. Sc.	Marb. Fn.	WBI	SRI	FTI	F1TI
29	4.8	-0.8	1.1	0.6	.03	\$203	\$196	\$151	\$129

• Selling 5 conventional Grade 1 embryos.

Stored at Agrimark Genetics, Kingsville, TX.





lot 35

## BLB MS KUIHO 1206

Cow • 2/25/2012 • US: FB13832 • AU: USAFB13832 • Tat: BLB 1206



*sire* MONJIRO 11550  
**WORLD K'S MICHIFUKU**  
MICHIKO 655635

*dam* JVP KIKUYASU-400  
**CHR MS KIKUYOSHI**  
JVP MS YASUYOSHI 410

YASUMI DOI  
HARUMI 1086409  
TANISHIGE 1526  
MICHIFUKU 494290  
KIKUYASU DOI 575  
FUKUYOSHI 703223  
JVP YASUTANISAKURA  
JVP YASUFUJI 1-4 266

• B3C

Tend. Score	SCD	GL	BW	200 DW	400 DW	600 DW	MCW	Milk	Scrotal
		0.6	2.0	10	17	22	24	-3	-1.7
CW	EMA	Rump F.	RBV	Marb. Sc.	Marb. Fn.	WBI	SRI	FTI	F1TI
17	1.8	-1.9	0.3	0.7	.15	\$154	\$157	\$107	\$95

• Sells open and ready to flush or breed to the bull of your choice.

1206 has a true foundation pedigree, represented by Michifuku on the top and JVP Kikuyasu-400 on the bottom. She is a very refined female through her front end but has plenty of volume behind the shoulders. She has a heifer calf at side sired by TF 151 genetics.

lot 35a

## RCR KUIHOZURA 43J

Cow • 3/12/2021 • US: FB69993 • Tat: 43J

Sire: ITOZURU DOI CLN05 • Dam: BLB MS KUIHO 1206



lot 35b

## WORLD K'S MICHIFUKU *semen*

Bull • 4/8/1992 • US: FB1615 • AU: WKSFM0164 • Tat: WKS - 1139



*sire* YASUMI DOI  
**MONJIRO 11550**  
HARUMI 1086409

*dam* TANISHIGE 1526  
**MICHIKO 655635**  
MICHIFUKU 494290

TAYASU DOI 7208  
DAI 4 FUKUMUSUME  
TAMORI DOI 7663  
JAPANESE COW  
YASUTANI DOI  
TETSUSHIGE 5 101117  
KAMINAKA-13 10804  
JAPANESE COW

Tend. Score	SCD	GL	BW	200 DW	400 DW	600 DW	MCW	Milk	Scrotal
		1.3	0.5	-2	-4	-9	-1	-11	-2.8
CW	EMA	Rump F.	RBV	Marb. Sc.	Marb. Fn.	WBI	SRI	FTI	F1TI
-8	7.3	0.6	0.2	1.5	.45	\$127	\$160	\$104	\$112

• Selling 5 units of semen.

Breedplan Trait Leader for Eye Muscle Area and Marble Fineness.

Stored at R-C Ranch.



**WORLD K'S MICHIFUKU**

Sire of Lot 35 and Lot 35B semen





lot 36

## KR MS ITOSHIGENAMI 134

Cow • 10/17/2012 • US: FB15294 • AU: KR2FH134 • Tat: 134



sire

SHIGESHIGENAMI 10632  
**ITOSHIGENAMI**  
FUKUYUKI



dam

JVP KIKUYASU-400  
**KR KIKU 24**  
HR KOKO 007

SHIGEKANENAMI  
SHIGEMITSU  
FUKUMASA  
YUKIZAKURA  
KIKUYASU DOI 575  
FUKUYOSHI 703223  
JVP FUKUTSUKU-068  
HOSHI

Tend. Score	SCD	GL	BW	200 DW	400 DW	600 DW	MCW	Milk	Scrotal
8	VA	0.9	-1.3	-1	-4	-12	-12	-4	-1.6
CW	EMA	Rump F.	RBV	Marb. Sc.	Marb. Fn.	WBI	SRI	FTI	F1TI
-7	2.1	0.0	0.0	0.8	.10	\$59	\$80	\$58	\$67

• Sells open and ready to breed or flush to the bull of your choice.

134 is a high marbling daughter of TF Itoshigenami 148. Itoshigenami is a breed leader for Marbling and has been a huge influence for carcass traits in the Wagyu breed. KR134 is a blend of big rib eye and high marbling genetics. She produced eight grade one embryos in her only flush. She is offered with a bull calf by her side sired by RGR Kikohana F304.

lot 37

## KR MS RIGHT CROSS 129

Cow • 9/8/2011 • US: FB12888 • AU: KR2FG129 • Tat: 129



sire

ITOHANA  
**TF KIKUHANA**  
NAYORI 1



dam

BR ITOMICHI/0602 4632  
**TAI MS SANJIROU B029W**  
CHR MS SANJIROU 44S

DAI 7 ITOZAKURA  
YOSHIFUKUHANA  
DAI 7 ITOZAKURA  
NAYORI  
BR ITOMICHI 0602  
BR MS KITATERU-9680 2611  
WORLD K'S SANJIROU  
CHR MS HIRASHIGE 055J

Tend. Score	SCD	GL	BW	200 DW	400 DW	600 DW	MCW	Milk	Scrotal
6	VA	1.8	3.2	15	24	30	42	7	0.0
CW	EMA	Rump F.	RBV	Marb. Sc.	Marb. Fn.	WBI	SRI	FTI	F1TI
27	-0.5	-1.9	0.5	0.4	.08	\$128	\$105	\$80	\$60

• Sells bred to KR E250. Due to calve in September.

This is a big boned brood cow with great maternal and carcass weight traits. Breed her to a high marbling bull to produce outstanding growth and carcass. She has been flushed twice to average ten viable embryos per flush.

lot 36a

## KR SANJI ITO J325

Bull • 5/4/2021 • US: FB72135 • Tat: J325

Sire: RGR KIKOHANA F304 ET • Dam: KR MS ITOSHIGENAMI 134







lot 38

## BLB MS CHOKAI 1F ET



Cow • 2/19/2018 • US: FB34711 • AU: USAFB34711 • Tat: 1F



sire  
ITOMICHI  
TF ITOMICHI 1/2  
DAI 2 KINTOU

dam  
WORLD K'S SANJIROU  
BLB MS OSHIO 1424  
KR KIKU 24

DAI 7 ITOZAKURA  
TOMISAKAE 2/1  
DAI 3 KIYOHIME  
EZOKINTOU 1A  
WORLD K'S MICHIFUKU  
WORLD K'S SUZUTANI  
JVP KIKUYASU-400  
HR KOKO 007

Tend. Score	SCD	GL	BW	200 DW	400 DW	600 DW	MCW	Milk	Scrotal
7	VA	0.2	0.6	9	17	16	11	3	-0.5
CW	EMA	Rump F.	RBV	Marb. Sc.	Marb. Fn.	WBI	SRI	FTI	F1TI
24	-0.9	1.0	-0.7	0.2	.06	\$91	\$87	\$72	\$64

• Pasture exposed to RGR Ranger Q434G ET (Lot 101).

Itomichi 1/2 genetics are widely used for producing consistently large quality beef, increased milking abilities, mature size and growth rate without reducing marbling. On the bottom of this pedigree are Sanjiro and Kikuyasu-400. 1F is a sound and functional brood cow with plenty of size and a top-notch udder.

lot 39

## BLB MS 32H



Cow • 2/14/2020 • US: FB60150 • AU: USAFB60150 • Tat: 32H



sire  
BAR R SHIGESHIGETANI 30T  
711 SHIGEMAZDA 6412D  
KR MS STRATEGY 123

dam  
WORLD K'S SANJIROU  
BLB MS OSHIO 1424  
KR KIKU 24

WORLD K'S SHIGESHIGETANI  
BAR R 68P  
MAZDA  
TAI MS YASUMICHI B018W  
WORLD K'S MICHIFUKU  
WORLD K'S SUZUTANI  
JVP KIKUYASU-400  
HR KOKO 007

Tend. Score	SCD	GL	BW	200 DW	400 DW	600 DW	MCW	Milk	Scrotal
10	AA	0.4	1.0	7	9	10	7	-1	-0.9
CW	EMA	Rump F.	RBV	Marb. Sc.	Marb. Fn.	WBI	SRI	FTI	F1TI
3	4.2	-2.7	1.5	0.3	-.01	\$96	\$96	\$59	\$51

• Bred AI 5/15/2021 to Mayura L0010. Pasture exposed 5/20/2021 to 7/1/2021 to RGR Ranger Q434G ET (Lot 101).

This smooth made granddaughter of 30T ranks in the top 10% of Breedplan for both Eye Muscle Area and Retail Yield.

lot 38a

## BLB MR 43J



Bull • 1/30/2021 • US: FB71447 • Tat: 43J

Sire: 711 SHIGEMAZDA 6412D • Dam: BLB MS CHOKAI 1F ET



lot 40

## RCR SHIGETAYASU 40E ET



Cow • 4/22/2017 • US: FB46592 • AU: USAFB46592 • Tat: 40E



ITOSHIGENAMI  
sire **TBR SHIGETANIFUKU 3009Z**  
TF 821

HIRASHIGETAYASU J2351  
dam **RCR TOMIKO LO 37B ET**  
TBR TOMIKO 2 7040T

SHIGESHIGENAMI 10632  
FUKUYUKI  
KIMIFUKU 3  
TF600  
DAI 20 HIRASHIGE 287  
DAI 5 YURUHIME  
BAR R 12P  
BAR R MISS 24H

Tend. Score	SCD	GL	BW	200 DW	400 DW	600 DW	MCW	Milk	Scrotal
		0.7	-2.4	0	-2	-12	-12	-2	-1.1

CW	EMA	Rump F.	RBV	Marb. Sc.	Marb. Fn.	WBI	SRI	FTI	F1TI
0	-0.3	0.5	-0.8	1.6	.31	\$103	\$133	\$127	\$139

• Pasture exposed to YYW Y2 Kedakanami D31 ET.

With TF 148 on the top side of this pedigree, it is no surprise that this long bodied brood cow would rank in the top 10% of Breedplan for both Marble Score and Marble Fineness.



lot 40a

## RCR MISITO 40J



Cow • 3/5/2021 • US: FB69990 • Tat: 40J

Sire: ITOZURU DOI CLN05 • Dam: RCR SHIGETAYASU 40E ET



lot 41

lot 41

## RCR SHIGITANOMIKO 0237H ET



Cow • 11/6/2020 • US: FB64533 • AU: USAFB64533 • Tat: 0237H



ITOSHIGENAMI  
sire **TBR SHIGETANIFUKU 3009Z**  
TF 821

HIRASHIGETAYASU J2351  
dam **RCR TOMIKO LO 37B ET**  
TBR TOMIKO 2 7040T

SHIGESHIGENAMI 10632  
FUKUYUKI  
KIMIFUKU 3  
TF600  
DAI 20 HIRASHIGE 287  
DAI 5 YURUHIME  
BAR R 12P  
BAR R MISS 24H

Tend. Score	SCD	GL	BW	200 DW	400 DW	600 DW	MCW	Milk	Scrotal
		0.7	-1.8	2	-3	-13	-13	-1	-0.9

CW	EMA	Rump F.	RBV	Marb. Sc.	Marb. Fn.	WBI	SRI	FTI	F1TI
-12	0.2	1.3	-0.6	0.9	.20	\$72	\$95	\$83	\$95

• Sells open.

These fancy made full sisters selling as Lots 41 and 42 have a unique blend of Tekada Farms breeding on the top side of their pedigree with Hirashigetayasu and Bar R genetics on the bottom. These young heifers are refined and feminine through their front end, and this pedigree projects that they will grow into solid cow prospects with plenty of influence on carcass.



lot 42

lot 42

## RCR SHIGITANOMIKO 0137H ET



Cow • 11/1/2020 • US: FB64534 • AU: USAFB64534 • Tat: 0137H



ITOSHIGENAMI  
sire **TBR SHIGETANIFUKU 3009Z**  
TF 821

HIRASHIGETAYASU J2351  
dam **RCR TOMIKO LO 37B ET**  
TBR TOMIKO 2 7040T

SHIGESHIGENAMI 10632  
FUKUYUKI  
KIMIFUKU 3  
TF600  
DAI 20 HIRASHIGE 287  
DAI 5 YURUHIME  
BAR R 12P  
BAR R MISS 24H

Tend. Score	SCD	GL	BW	200 DW	400 DW	600 DW	MCW	Milk	Scrotal
		1.4	-1.7	0	-3	-10	-8	-4	-1.2

CW	EMA	Rump F.	RBV	Marb. Sc.	Marb. Fn.	WBI	SRI	FTI	F1TI
-9	-0.2	1.8	-0.9	0.9	.21	\$78	\$103	\$85	\$95

• Sells open.



lot 43

## RCR HIRASHIGUNI 0710H ET



Cow • 9/23/2020 • US: FB70008 • AU: USAFB70008 • Tat: 0710H



DAI 20 HIRASHIGE 287  
sire **HIRASHIGETAYASU J2351**  
DAI 5 YURUHIME

LTR SHIGEFUJI 312  
dam **TR 6297D**  
LTR MS YAKIKOKO 7

KEDAKA 7212  
DAI 13 HIRASHIGE  
TAYASUHUKU  
YURIKO 795455  
WORLD K'S SHIGESHIGETANI  
LTR MS FUJI DAI TERUTANI  
YAKITOMICHI 766T-0748  
LTR MS KOKO 907

Tend. Score	SCD	GL	BW	200 DW	400 DW	600 DW	MCW	Milk	Scrotal
		1.9	2.3	16	25	27	24	5	0.4
CW	EMA	Rump F.	RBV	Marb. Sc.	Marb. Fn.	WBI	SRI	FTI	F1TI
15	-0.1	-0.1	0.5	-0.1	-0.03	\$121	\$103	\$73	\$55

• Sells open.



lot 43

The sire of the fall yearling flush sisters selling as Lots 43–45, Hirashigetayasu J2351, is a Trait Leader for 200 and 400 day weights as well as for Scrotal Size and Retail Beef Yield. The bottom side of this pedigree comes from Tebben Ranch of Floresville, TX, and includes Shigesigetani, TF 147 and Itomichi. You will get size, growth, milk and fine carcasses from this well-rounded pedigree. These full sisters are developing nicely into the big bellied, stout made females this mating produces.

lot 44

## RCR HIRASHIGUNI 0210H ET



Cow • 9/9/2020 • US: FB70002 • AU: USAFB70002 • Tat: 0210H



DAI 20 HIRASHIGE 287  
sire **HIRASHIGETAYASU J2351**  
DAI 5 YURUHIME

LTR SHIGEFUJI 312  
dam **TR 6297D**  
LTR MS YAKIKOKO 7

KEDAKA 7212  
DAI 13 HIRASHIGE  
TAYASUHUKU  
YURIKO 795455  
WORLD K'S SHIGESHIGETANI  
LTR MS FUJI DAI TERUTANI  
YAKITOMICHI 766T-0748  
LTR MS KOKO 907

Tend. Score	SCD	GL	BW	200 DW	400 DW	600 DW	MCW	Milk	Scrotal
		2.0	1.2	13	15	9	14	3	0.0
CW	EMA	Rump F.	RBV	Marb. Sc.	Marb. Fn.	WBI	SRI	FTI	F1TI
7	1.4	-1.3	0.8	0.1	.00	\$99	\$92	\$61	\$54

• Sells open.



lot 44

lot 45

## RCR HIRASHIGUNI 0810H ET



Cow • 9/7/2020 • US: FB69998 • AU: USAFB69998 • Tat: 0810H



DAI 20 HIRASHIGE 287  
sire **HIRASHIGETAYASU J2351**  
DAI 5 YURUHIME

LTR SHIGEFUJI 312  
dam **TR 6297D**  
LTR MS YAKIKOKO 7

KEDAKA 7212  
DAI 13 HIRASHIGE  
TAYASUHUKU  
YURIKO 795455  
WORLD K'S SHIGESHIGETANI  
LTR MS FUJI DAI TERUTANI  
YAKITOMICHI 766T-0748  
LTR MS KOKO 907

Tend. Score	SCD	GL	BW	200 DW	400 DW	600 DW	MCW	Milk	Scrotal
		1.5	1.4	13	17	15	23	5	0.1
CW	EMA	Rump F.	RBV	Marb. Sc.	Marb. Fn.	WBI	SRI	FTI	F1TI
10	2.4	-1.5	1.0	0.4	.05	\$131	\$121	\$92	\$83

• Sells open.



lot 45



lot 46

## RCR HIRASHIGUNI 0510H ET



Cow • 9/16/2020 • US: FB70001 • AU: USAFB70001 • Tat: 0510H



DAI 20 HIRASHIGE 287

sire **HIRASHIGETAYASU J2351**

DAI 5 YURUHIME

dam **TR MS TAKAMICHIGUNI 5375C**

LTR MS SHIGEKIKUYOSHI 021

KEDAKA 7212

DAI 13 HIRASHIGE

TAYASUHUKU

YURIKO 795455

WORLD K'S TAKAZAKURA

MISAKO

WORLD K'S SHIGESHIGETANI

LTR MS KIKUYOSHI 909

Tend. Score	SCD	GL	BW	200 DW	400 DW	600 DW	MCW	Milk	Scrotal
		1.9	-0.5	5	7	-2	5	1	-0.1

CW	EMA	Rump F.	RBV	Marb. Sc.	Marb. Fn.	WBI	SRI	FTI	F1TI
-1	3.3	-0.2	1.0	0.6	.13	\$100	\$105	\$82	\$83

• Sells open.

Another big bodied, deep sided Hirashigetayasu daughter that ranks in the top 10% of Breedplan for Retail Yield and top 20% for Eye Muscle Area.



lot 47

## RCR SHIGETAKAMICHI 10F



Cow • 4/28/2018 • US: FB46589 • AU: RGRFP10F • Tat: 10F



ITOSHIGENAMI

sire **TBR SHIGETANIFUKU 3009Z**

TF 821

dam **TR MS TAKAMICHIGUNI 5375C**

LTR MS SHIGEKIKUYOSHI 021

SHIGESHIGENAMI 10632

FUKUYUKI

KIMIFUKU 3

TF600

WORLD K'S TAKAZAKURA

MISAKO

WORLD K'S SHIGESHIGETANI

LTR MS KIKUYOSHI 909

Tend. Score	SCD	GL	BW	200 DW	400 DW	600 DW	MCW	Milk	Scrotal
7	VA	0.2	-2.4	-4	-8	-17	-14	-6	-1.6

CW	EMA	Rump F.	RBV	Marb. Sc.	Marb. Fn.	WBI	SRI	FTI	F1TI
-10	2.3	0.3	-0.2	1.2	.21	\$82	\$114	\$94	\$108

• Pasture exposed to YYW Y2 Kedakanami D31 ET.

The sire, 3009Z, was bred in the Triangle B Ranch program and is deep in Takeda Farms genetics, featuring TF148 for improved carcass quality combined with foundation genetics on the bottom side of the pedigree.

lot 47a

## RCR TAKAMICHIDOI 52J



Bull • 4/5/2021 • US: FB66199 • Tat: 52J

Sire: TBR SANFUJINAMI 2 Q378B • Dam: RCR SHIGETAKAMICHI 10F



RC Ranch Wagyu Denver Steak



RC Ranch Wagyu Chuckeye Steak

If you have not tried the Wagyu eating experience...do so.





lot 49

## MG MS ITOMORITAKA 70D3 ET

12

Cow • 6/16/2016 • US: FB37536 • AU: USAFB37536 • Tat: 70D3



sire ITOHIRASHIGE  
ITOMORITAKA J2703

DAI 6 OEFUJII J565554-KURO KOH

dam KIMIFUKU TF 726  
LL MS KIMIFUKU 70X  
TF 714

ITOKITATSURU  
HIRASHIGEKIYOSHI  
KEDAKAFUJI  
OOE  
KIMIFUKU 3  
CHIYOTAKE 10  
ITOZURU DOI  
TF600

• CHSC

Tend. Score	SCD	GL	BW	200 DW	400 DW	600 DW	MCW	Milk	Scrotal
3	VV	-1.3	1.5	19	29	37	28	9	2.3
CW	EMA	Rump F.	RBV	Marb. Sc.	Marb. Fn.	WBI	SRI	FTI	F1TI
25	0.4	2.0	0.6	-0.6	.09	\$97	\$69	\$63	\$39

• Pasture exposed 5/20/2021 to 7/1/2021 to RGR Ranger Q434G ET (Lot 101).

Brandon Baker is known for making the kind of cattle that the commercial cattlemen like, and 70D3 is a great example of that. She is a big footed, big boned female that is structurally correct from end to end with a perfect hip placement, a strong top and a perfect angle to her shoulder. Her body depth runs all the way back into her flank. She is maternal with a great udder and a top 1% EBV for Milk combined with a 200-day weight EBV in the top 10%. Here is the kind you can make bulls with that anybody can use. Sells with a heifer calf at side by the 30T son. Two donors in one package!

lot 50

## BLB MS 39G

12

Cow • 12/31/2019 • US: FB60149 • AU: USAFB60149 • Tat: 39G



sire BAR R SHIGESHIGETANI 30T  
711 SHIGEMAZDA 6412D  
KR MS STRATEGY 123

dam ITOMORITAKA J2703  
MG MS ITOMORITAKA 70D3 ET  
LL MS KIMIFUKU 70X

WORLD K'S SHIGESHIGETANI  
BAR R 68P  
MAZDA  
TAI MS YASUMICHI B018W  
ITOHIRASHIGE  
DAI 6 OEFUJII J565554-KURO KOH  
KIMIFUKU TF 726  
TF 714

• CHSC

Tend. Score	SCD	GL	BW	200 DW	400 DW	600 DW	MCW	Milk	Scrotal
7	VA	-1	2.4	19	31	42	38	9	2.0
CW	EMA	Rump F.	RBV	Marb. Sc.	Marb. Fn.	WBI	SRI	FTI	F1TI
25	1.3	1.3	0.7	-0.5	.04	\$126	\$96	\$85	\$58

• Bred AI 5/15/2021 to Mayura L0010. Pasture exposed 5/20/2021 to 7/1/2021 to RGR Ranger Q434G ET (Lot 101).

This daughter of Lot 49 and full sib to Lot 49A has the look to develop into the same kind of donor her mother is—a big and stout cow with extra bone, shape and design. Her data set backs up her donor potential with a top 1% EBV for Milk and top 10% EBVs for 200 and 400 day weights.

lot 49a

## BLB MS 45J

12

Cow • 1/26/2021 • US: FB71445 • Tat: 45J

Sire: 711 SHIGEMAZDA 6412D • Dam: MG MS ITOMORITAKA 70D3 ET





Lots 51 and 52 offer a well balanced pedigree that blends growth, size, maternal and carcass. Hirashigetayasu for size and growth, Sanjiro for volume and maternal and TF 147 for carcass strength. These angular made ET full sisters are both selling with calves at side by TF 151 Clone 5. A younger full sister sells as Lot 53.

## lot 51 RCR MS SHIGECO 2311E WAA E ET

Cow • 4/20/2017 • US: FB29450 • AU: RGRFN2311E • Tat: WAAE



sire DAI 20 HIRASHIGE 287  
**HIRASHIGETAYASU J2351**  
DAI 5 YURUHIME

dam WORLD K'S SANJIROU  
**TBR HIKOFUKU 4-1 2116Y**  
TBR HIKOFUKU 4 9064W

KEDAKA 7212  
DAI 13 HIRASHIGE  
TAYASUHUKU  
YURIKO 795455  
WORLD K'S MICHIFUKU  
WORLD K'S SUZUTANI  
ITOSHIGEFUJI  
TF 713

Tend. Score	SCD	GL	BW	200 DW	400 DW	600 DW	MCW	Milk	Scrotal
7	AA	2.3	2.4	15	19	11	15	-1	-0.2
CW	EMA	Rump F.	RBV	Marb. Sc.	Marb. Fn.	WBI	SRI	FTI	F1TI
6	2.3	-1.5	0.9	0.6	.05	\$141	\$140	\$97	\$89

• Sells open and ready to flush or breed to the bull of your choice.

## lot 52 RCR MS HIKOFUKU 2313E WAC E ET

Cow • 4/24/2017 • US: FB29457 • AU: RGRFN2313E • Tat: WACE



sire DAI 20 HIRASHIGE 287  
**HIRASHIGETAYASU J2351**  
DAI 5 YURUHIME

dam WORLD K'S SANJIROU  
**TBR HIKOFUKU 4-1 2116Y**  
TBR HIKOFUKU 4 9064W

KEDAKA 7212  
DAI 13 HIRASHIGE  
TAYASUHUKU  
YURIKO 795455  
WORLD K'S MICHIFUKU  
WORLD K'S SUZUTANI  
ITOSHIGEFUJI  
TF 713

Tend. Score	SCD	GL	BW	200 DW	400 DW	600 DW	MCW	Milk	Scrotal
7	AA	1.2	2.1	17	27	28	30	1	0.4
CW	EMA	Rump F.	RBV	Marb. Sc.	Marb. Fn.	WBI	SRI	FTI	F1TI
19	-0.1	-1.3	0.6	0.3	.04	\$154	\$142	\$104	\$86

• Sells open and ready to flush or breed to the bull of your choice.

lot 52a Bull calf born 3/5/2021, tattoo 351, by ITOZURU DOI CLN05.

## lot 51a RCR HIKOZURU DOI 45J

Bull • 3/13/2021 • US: FB69995 • Tat: 35J

Sire: ITOZURU DOI CLN05 • Dam: RCR MS SHIGECO 2311E WAA E ET



## lot 53 RCR HIRASIFUKU 0105H ET

Cow • 9/3/2020 • US: FB69997 • AU: USAFB69997 • Tat: 0105H



sire DAI 20 HIRASHIGE 287  
**HIRASHIGETAYASU J2351**  
DAI 5 YURUHIME

dam WORLD K'S SANJIROU  
**TBR HIKOFUKU 4-1 2116Y**  
TBR HIKOFUKU 4 9064W

KEDAKA 7212  
DAI 13 HIRASHIGE  
TAYASUHUKU  
YURIKO 795455  
WORLD K'S MICHIFUKU  
WORLD K'S SUZUTANI  
ITOSHIGEFUJI  
TF 713

Tend. Score	SCD	GL	BW	200 DW	400 DW	600 DW	MCW	Milk	Scrotal
		1.8	2.9	18	25	26	31	1	0.3
CW	EMA	Rump F.	RBV	Marb. Sc.	Marb. Fn.	WBI	SRI	FTI	F1TI
18	1.3	-1.6	1.0	0.3	.04	\$146	\$132	\$88	\$70

• Sells open.

Lot 53 is a very attractive, straight lined, strong topped full sister to Lots 51 and 52. With her balanced pedigree, look and top 10% EBVs for 200 day weight and Retail Yield, she will be in somebody's donor pen.





lot 54

## RCR SHIGEKOTAN 0045H



Cow • 4/8/2020 • US: FB55782 • AU: USAFB55782 • Tat: 0045H



ITOSHIGENAMI  
sire **TBR SHIGETANIFUKU 3009Z**  
TF 821

HIRASHIGETAYASU J2351  
dam **RCR MS HIKOFUKU 2313E WAC E ET**  
TBR HIKOFUKU 4-1 2116Y

SHIGESHIGENAMI 10632  
FUKUYUKI  
KIMIFUKU 3  
TF600  
DAI 20 HIRASHIGE 287  
DAI 5 YURUHIME  
WORLD K'S SANJIROU  
TBR HIKOFUKU 4 9064W

Tend. Score	SCD	GL	BW	200 DW	400 DW	600 DW	MCW	Milk	Scrotal
		1.2	-0.5	5	7	1	1	-3	-0.9
CW	EMA	Rump F.	RBV	Marb. Sc.	Marb. Fn.	WBI	SRI	FTI	F1TI
2	0.4	0.7	-0.4	1.1	.17	\$124	\$142	\$116	\$119

## • Sells open.

In this pedigree you will find a well balanced blend of Tekada Farms genetics on the top side with TF 148, and on the bottom you have the size and maternal strengths of Hirashigetayasu over Sanjiro.



Lots 55, 56 and 57 are daughters of TBR Shigeko 1-3 2123Y, a donor purchased from Don Brown, Triangle B Ranch, Stigler, OK. Don is an expert breeder and has a meat business to keep him in tune with what the consumer desires. 2123Y presents a foundation pedigree that features many of the breed's greats, including Itomichi 1/2, Shigesigetani, Michifuku and Takazakura, all of which offer something unique to the breed. 2123Y is a big, bold sprung cow that is a solid producer. She sells as Lot 58.



TBR SHIGEKO 1-3 2123Y

Donor dam of Lots 55-57 and sells as Lot 58

lot 55

## RCR LIL SHIGEKO 316D



Cow • 10/20/2016 • US: FB29456 • AU: USAFB29456 • Tat: 316D



ITOSHIGENAMI  
sire **TBR SHIGETANIFUKU 3009Z**  
TF 821

TF ITOMICHI 1/2  
dam **TBR SHIGEKO 1-3 2123Y**  
TBR SHIGEKO 9036W

SHIGESHIGENAMI 10632  
FUKUYUKI  
KIMIFUKU 3  
TF600  
ITOMICHI  
DAI 2 KINTOU  
WORLD K'S SHIGESHIGETANI  
BR MS MICHI-8614 2660

Tend. Score	SCD	GL	BW	200 DW	400 DW	600 DW	MCW	Milk	Scrotal
6	VA	0.5	-1.3	4	5	1	8	-3	-0.5
CW	EMA	Rump F.	RBV	Marb. Sc.	Marb. Fn.	WBI	SRI	FTI	F1TI
8	0.1	2.4	-1.1	1.1	.25	\$116	\$136	\$120	\$125

## • Pasture exposed to YYW Y2 Kedakanami D31 ET (FB28784).

Here is an extremely long bodied cow that adds the influence of TF 148 for carcass merit to this already strong line. TF 151 Clone bull calf at side.



lot 55

lot 55a

## RCR SHIGEKODOI 33J



Bull • 3/10/2021 • US: FB66196 • Tat: 33J

Sire: ITOZURU DOI CLN05 • Dam: RCR LIL SHIGEKO 316D





lot 56

## RCR KIKUTGEKO 0103H ET

Cow • 10/20/2020 • US: FB70010 • AU: USAFB70010 • Tat: 0103H



sire **TF KIKUTSURUDO**  
**TBR KIKUTSURI DOI 4053A**  
TBR TANITOFUKU 1076X

dam **TF ITOMICHI 1/2**  
**TBR SHIGEKO 1-3 2123Y**  
TBR SHIGEKO 9036W

TANIFUKU-DOI  
YASUTSURI 509605  
KIMIFUKU TF 726  
TF 705  
ITOMICHI  
DAI 2 KINTOU  
WORLD K'S SHIGESHIGETANI  
BR MS MICHU-8614 2660

Tend. Score	SCD	GL	BW	200 DW	400 DW	600 DW	MCW	Milk	Scrotal
		0.1	1.0	9	11	12	10	-2	0.0

CW	EMA	Rump F.	RBV	Marb. Sc.	Marb. Fn.	WBI	SRI	FTI	F1TI
5	-1.6	1.2	-1.1	0.7	.13	\$94	\$100	\$87	\$83

• Sells open.

Take a look at these two fancy made sisters selling as Lots 56 and 57! They are beautiful fronted and project to be very smooth from their shoulder into the rib cage and back. Another shot of Tekada Farms influence on 2123Y. This combination will work.



lot 57

## RCR KIKUTGEKO 0203H ET

Cow • 10/24/2020 • US: FB70015 • AU: USAFB70015 • Tat: 0203H



sire **TF KIKUTSURUDO**  
**TBR KIKUTSURI DOI 4053A**  
TBR TANITOFUKU 1076X

dam **TF ITOMICHI 1/2**  
**TBR SHIGEKO 1-3 2123Y**  
TBR SHIGEKO 9036W

TANIFUKU-DOI  
YASUTSURI 509605  
KIMIFUKU TF 726  
TF 705  
ITOMICHI  
DAI 2 KINTOU  
WORLD K'S SHIGESHIGETANI  
BR MS MICHU-8614 2660

Tend. Score	SCD	GL	BW	200 DW	400 DW	600 DW	MCW	Milk	Scrotal
		-0.9	0.1	8	14	20	20	-2	-0.3

CW	EMA	Rump F.	RBV	Marb. Sc.	Marb. Fn.	WBI	SRI	FTI	F1TI
22	-1.7	1.5	-1.3	1.3	.25	\$159	\$171	\$152	\$145

• Sells open.

*Selling the donor dam of Lots 55-57...*

lot 58

## TBR SHIGEKO 1-3 2123Y

Cow • 9/29/2011 • US: FB14293 • AU: USAFB14293 • Tat: 2123Y



sire **ITOMICHI**  
**TF ITOMICHI 1/2**  
DAI 2 KINTOU

dam **WORLD K'S SHIGESHIGETANI**  
**TBR SHIGEKO 9036W**  
BR MS MICHU-8614 2660

DAI 7 ITOZAKURA  
TOMISAKAE 2/1  
DAI 3 KIYOHIME  
EZOKINTOU 1A  
WORLD K'S HARUKI 2  
WORLD K'S SUZUTANI  
BR MICHIFUKU 8614  
BR MS TAKAZAKURA 9640

Tend. Score	SCD	GL	BW	200 DW	400 DW	600 DW	MCW	Milk	Scrotal
		0.1	1.3	11	21	32	38	-1	0.4

CW	EMA	Rump F.	RBV	Marb. Sc.	Marb. Fn.	WBI	SRI	FTI	F1TI
29	-0.9	1.8	-1	0.8	.15	\$169	\$166	\$141	\$126

• Pasture exposed to YYW Y2 Kedakanami D31 ET. Safe in calf, due January 2022.

Here is your chance to own the factory! She is a proven donor that produces females that have the look and performance you can build around.





lot 59

## RCR MS SHIGEKO 2314E WAD E ET

Cow • 4/24/2017 • US: FB29453 • AU: USAFB29453 • Tat: WADE



YASUFUKU 930  
sire **WORLD K'S YASUFUKU JR**  
KANEKO 5

TBR ITOSHIGEFUKU 2 9061W  
dam **TBR SHIGEKO 1-4 2145Y**  
TBR SHIGEKO 9036W

YASUTANI DOI  
CHIZURU  
MONJIRO 11550  
KANEKO 47492  
ITOSHIGEFUKU  
TF 713  
WORLD K'S SHIGESHIGETANI  
BR MS MICHU-8614 2660

• CHSC

Tend. Score	SCD	GL	BW	200 DW	400 DW	600 DW	MCW	Milk	Scrotal
3	AA	0.8	-2.2	-5	-7	-19	-20	-3	-1

CW	EMA	Rump F.	RBV	Marb. Sc.	Marb. Fn.	WBI	SRI	FTI	F1TI
-15	2.2	1.9	-0.6	1.3	.13	\$55	\$84	\$87	\$102

• Sells open.

Yasufuku Jr back on a Triangle B-bred cow that includes TF 147. Sells with a bull calf by the 151 Clone. Full sister sells as Lot 61. Dam sells as Lot 62.



lot 61

## RCR YASUGO 0107G ET

Cow • 8/19/2019 • US: FB55771 • AU: USAFB55771 • Tat: 0107G



YASUFUKU 930  
sire **WORLD K'S YASUFUKU JR**  
KANEKO 5

TBR ITOSHIGEFUKU 2 9061W  
dam **TBR SHIGEKO 1-4 2145Y**  
TBR SHIGEKO 9036W

YASUTANI DOI  
CHIZURU  
MONJIRO 11550  
KANEKO 47492  
ITOSHIGEFUKU  
TF 713  
WORLD K'S SHIGESHIGETANI  
BR MS MICHU-8614 2660

• CL16C

Tend. Score	SCD	GL	BW	200 DW	400 DW	600 DW	MCW	Milk	Scrotal
		0.4	-2.5	-4	-5	-11	-13	-2	-0.9

CW	EMA	Rump F.	RBV	Marb. Sc.	Marb. Fn.	WBI	SRI	FTI	F1TI
-10	2.4	3.2	-0.8	1.2	.11	\$87	\$116	\$114	\$126

• Pasture exposed to Multi Sire Reference XX4. Safe in calf, due 9/15/2021.

This full sister to Lot 59 has an eye-appealing profile, and Yasufuku Jr progeny are known for their excellent marbling. The dam, selling as Lot 62, is a nice blend of TF 147, Shigesigetani and Michifuku. She was bred in the Triangle B Ranch program.

lot 60

## RCR SHIGEYASU 0146G ET

Cow • 9/28/2019 • US: FB49613 • AU: USAFB49613 • Tat: 0146G



ITOSHIGENAMI  
sire **TBR SHIGETANIFUKU 3009Z**  
TF 821

WORLD K'S YASUFUKU JR  
dam **RCR MS SHIGEKO 2314E WAD E ET**  
TBR SHIGEKO 1-4 2145Y

SHIGESHIGENAMI 10632  
FUKUYUKI  
KIMIFUKU 3  
TF600  
YASUFUKU 930  
KANEKO 5  
TBR ITOSHIGEFUKU 2 9061W  
TBR SHIGEKO 9036W

• CHSC

Tend. Score	SCD	GL	BW	200 DW	400 DW	600 DW	MCW	Milk	Scrotal
3	VA	2.2	-3.1	-10	-21	-42	-40	-8	-2

CW	EMA	Rump F.	RBV	Marb. Sc.	Marb. Fn.	WBI	SRI	FTI	F1TI
-30	2.6	2.5	-1	1.5	.24	\$21	\$72	\$69	\$100

• Pasture exposed to YYW Y2 Kedakanami D31 ET.

This daughter of Lot 59 offers you the outstanding carcass combination of TF 148 over TF 147. She has excellent data for Marbling and Rump Fat.



lot 62

lot 62

## TBR SHIGEKO 1-4 2145Y

Cow • 10/29/2011 • US: FB15525 • AU: USAFB15525 • Tat: 2145Y



ITOSHIGEFUKU  
sire **TBR ITOSHIGEFUKU 2 9061W**  
TF 713

WORLD K'S SHIGESHIGETANI  
dam **TBR SHIGEKO 9036W**  
BR MS MICHU-8614 2660

ITOFUKU 483  
DAI 30 NOBORU J920752  
KIMIFUKU 3  
HIKOKURA 1/10  
WORLD K'S HARUKI 2  
WORLD K'S SUZUTANI  
BR MICHIFUKU 8614  
BR MS TAKAZAKURA 9640

Tend. Score	SCD	GL	BW	200 DW	400 DW	600 DW	MCW	Milk	Scrotal
		-1.1	0.3	9	16	16	15	-2	-0.1

CW	EMA	Rump F.	RBV	Marb. Sc.	Marb. Fn.	WBI	SRI	FTI	F1TI
3	-1.9	2.6	-1.3	0.6	.01	\$122	\$129	\$110	\$105

• Sells open and ready to flush or breed to the bull of your choice.

The dam of Lots 59 and 61, 2145 combines TF 147, Shigesigetani and Michifuku. Her heifer calf at side is sired by the 151 Clone.

lot 62a

## RCR SHIGEKODOI 7J

Heifer • 3/12/2021 • US: FB66198 • Tat: 7J

Sire: ITOZURU DOI CLN05 • Dam: TBR SHIGEKO 1-4 2145Y







lot 63

## RC MS ITOMICHIHANA 41

Cow • 12/1/2015 • US: FB24158 • AU: RGRFL41 • Tat: C41



TF ITOHANA 2  
sire **TBR ITOHANA 3 1012X**  
CF 505

WORLD K'S MICHIFUKU  
dam **LTR MS MICHIHANA 015**  
HR MS KIKUHANA 13

ITOHANA  
AINO 6  
ITOSHIGENAMI  
HIKOKURA 1/10  
MONJIRO 11550  
MICHICO 655635  
CHR KIKUHANA 022G  
HR KOKO 007

Tend. Score	SCD	GL	BW	200 DW	400 DW	600 DW	MCW	Milk	Scrotal
		1.1	1.0	4	10	1	6	-2	-0.5
CW	EMA	Rump F.	RBV	Marb. Sc.	Marb. Fn.	WBI	SRI	FTI	F1TI
13	1.0	-0.6	-0.4	0.5	.16	\$63	\$69	\$62	\$62

- Sells open and ready to flush or breed to the bull of your choice.

If you are looking to add size, muscle and power to your herd, look no further than C41! This huge bodied, wide made female packs a huge muscle down her top and is very expressive through the quarter. C41 will produce the kind of cattle that the rancher is looking for.

lot 64

## RGR MS RANGER F334

Cow • 10/8/2018 • US: FB41560 • AU: RGRFPF334 • Tat: F334



TF KIKUHANA  
sire **LMR TOSHIRO 1/3**  
WORLD K'S REIKO

ITOMORITAKA J2703  
dam **LMR MS ITOMORITAKA 1439Y**  
LMR MS ITOSHIGENAMI 8107

ITOHANA  
NAYORI 1  
KITAGUNI 7/8  
WORLD K'S OKAHANA  
ITOHIRASHIGE  
DAI 6 OEFUJII J565554-KURO KOH  
ITOSHIGENAMI  
BR MS MICHIFUKU T4E 8605

Tend. Score	SCD	GL	BW	200 DW	400 DW	600 DW	MCW	Milk	Scrotal
		2.0	1.9	14	28	37	38	5	1.2
CW	EMA	Rump F.	RBV	Marb. Sc.	Marb. Fn.	WBI	SRI	FTI	F1TI
41	1.0	3.0	0.0	0.5	.21	\$160	\$143	\$127	\$106

- Sells open and ready to flush or breed to the bull of your choice.

F334 is out of the top donor for Ranger Cattle, 1439Y, who has an impressive data set for carcass quality. F334 ranks in the top 10% of Breedplan for post-weaning growth traits. Her udder structure is very nice, and she ranks in the top 1% of the breed for Milk.

lot 64a

## RGR RANGER R507J

Bull • 6/29/2021 • US: Pending • Tat: R507J

Sire: RGR KIKOHANA F304 ET • Dam: RGR MS RANGER F334





lot 65

## RCR SHIGEYASU 0101H ET



Cow • 9/8/2020 • US: FB69996 • AU: USAFB69996 • Tat: 0101H



WORLD K'S SHIGESHIGETANI  
sire **BAR R SHIGESHIGETANI 30T**  
BAR R 68P

TF ITOMICHI 1/2  
dam **TBR YASU 1-2 2130Y**  
TBR YASU 9022W

WORLD K'S HARUKI 2  
WORLD K'S SUZUTANI  
BAR R MICHISURU 2 K  
MISS BAR R 18H  
ITOMICHI  
DAI 2 KINTOU  
LMR YOJIMBO  
LMR MS SANJIROU 617S

Tend. Score	SCD	GL	BW	200 DW	400 DW	600 DW	MCW	Milk	Scrotal
		0.8	2.4	17	33	43	49	0	-0.2
CW	EMA	Rump F.	RBV	Marb. Sc.	Marb. Fn.	WBI	SRI	FTI	F1TI
42	-0.6	-0.6	0.0	0.7	.14	\$215	\$203	\$155	\$130

• Sells open.

The performance of 30T shows in this heifer calf, who ranks in the top 10% of Breedplan for all growth numbers and Carcass Weight as well as Wagyu Breeder Index and in the top 15% for Self Replacement Index. She has a nice, square shape to her hip with extra muscle. Maternal sister sells as Lot 66.



lot 66

## RCR 132D



Cow • 5/31/2016 • US: FB32714 • AU: USAFB32714 • Tat: 132D



ITOSHIGENAMI  
sire **TBR SHIGETANIFUKU 3009Z**  
TF 821

TF ITOMICHI 1/2  
dam **TBR YASU 1-2 2130Y**  
TBR YASU 9022W

SHIGESHIGENAMI 10632  
FUKUYUKI  
KIMIFUKU 3  
TF600  
ITOMICHI  
DAI 2 KINTOU  
LMR YOJIMBO  
LMR MS SANJIROU 617S

Tend. Score	SCD	GL	BW	200 DW	400 DW	600 DW	MCW	Milk	Scrotal
		1.1	-0.1	4	9	5	4	-3	-1.2
CW	EMA	Rump F.	RBV	Marb. Sc.	Marb. Fn.	WBI	SRI	FTI	F1TI
8	-2.5	1.6	-1.4	0.8	.16	\$85	\$98	\$78	\$79

• Pasture exposed to YYW Y2 Kedakanami D31 ET. Safe in calf, due 2/16/2021.

132D is a very smooth, eye-appealing cow that has size, volume and design. Deep ribbed and set wide at the pins, she has a balanced pedigree with carcass and maternal traits. Maternal sister sells as Lot 65.



L-R: Sous Chef; Josh Eilers, Ranger Cattle; Ryan Cade, RC Ranch; and Chef Jakob Czynszon, Garrison Restaurant, Austin, TX; with Badass Beef



lot 67

## KR MS SANJI E246



Cow • 9/26/2017 • US: FB30197 • AU: KR2FNE246 • Tat: E246



KR FRONT LINE 115  
sire **KR HIRASHIGE 182**  
KR KIKU 24

SR Y13 SANJI  
dam **KR MS SANJI 140**  
KR KIKU 092

HIRASHIGETAYASU J2351  
RSC MS KIRASURU Y-3  
JVP KIKUYASU-400  
HR KOKO 007  
WORLD K'S SANJIROU  
KITATEMAKO 003  
CHR KITAGUNI 07K  
HR MS KIKUHANA 13

Tend. Score	SCD	GL	BW	200 DW	400 DW	600 DW	MCW	Milk	Scrotal
4	AA	0.2	3.2	18	25	42	39	4	0.1
CW	EMA	Rump F.	RBV	Marb. Sc.	Marb. Fn.	WBI	SRI	FTI	F1TI
33	0.8	-1.7	0.5	-0.1	.06	\$147	\$126	\$92	\$66

• Bred to KR E250. Due to calve in September.

246 is a product of longtime breeding at Kay Ranch. Her pedigree is stacked with high marbling sires as well as high growth sires to produce a well balanced cow that can raise a growthy calf with good carcass traits. She has a strong data set for growth, Carcass Weight and Retail Yield EBVs.



lot 67

lot 68

## RGR KIKYASO F318 ET



Cow • 1/1/2018 • US: FB34343 • AU: RGRFP318 • Tat: F318



JVP KIKUYASU-400  
sire **KIKUMICHI**  
LTR MS MICHIHANA 015

TBR ITOHANA 3 1012X  
dam **CX4 MS YASUHIME 2150Y-324C**  
TBR YASUHIME 2105Y

KIKUYASU DOI 575  
FUKUYOSHI 703223  
WORLD K'S MICHIFUKU  
HR MS KIKUHANA 13  
TF ITOHANA 2  
CF 505  
HIRASHIGETAYASU J2351  
TBR YASU 9022W

Tend. Score	SCD	GL	BW	200 DW	400 DW	600 DW	MCW	Milk	Scrotal
		1.3	1.7	10	14	16	19	-2	-0.5
CW	EMA	Rump F.	RBV	Marb. Sc.	Marb. Fn.	WBI	SRI	FTI	F1TI
12	-1.5	-0.9	-0.2	-0.3	.03	\$50	\$43	\$13	\$2

• Bred AI 12/10/2020 to Kuro Kin Shikikan E10. Pasture exposed 12/20/2020 to 2/15/2021 to RGR Ranger Q434G ET (Lot 101) and RGR F304. Safe in calf, DNA test will determine sire.

318 is a sound, functional cow with plenty of depth and shape to her rib. She has a solid hip and hind leg structure. Her pedigree is balanced, with Kikuyasu-400 and Michifuku on top and Itohana and Hirashigetayasu on the bottom.



lot 68

lot 69

## RGR MS MT MICH F301 ET



Cow • 1/1/2018 • US: FB34326 • AU: RGRFP301 • Tat: F301



KIKUNORI DOI 9285  
sire **MT FUJI**  
SHIZUKO 978524

KR MICH-400-351  
dam **KR MS MICH 157**  
KR MS ITOSHIGEFUJI 114

KIKUMI DOI 5  
TAMARU 491.064  
TAFUJI DOI 179  
SHIZUYO 4TH 707.099  
WORLD K'S MICHIFUKU  
JVP MS KIKUSHIGE 08E  
ITOSHIGEFUJI  
HR KOKO 007

• CHSC

Tend. Score	SCD	GL	BW	200 DW	400 DW	600 DW	MCW	Milk	Scrotal
		1.2	-0.9	0	-2	-5	-3	4	-0.9
CW	EMA	Rump F.	RBV	Marb. Sc.	Marb. Fn.	WBI	SRI	FTI	F1TI
-10	-2.2	1.3	-1.1	-0.1	.01	-\$6	-\$2	\$5	\$10

• Sells open and ready to flush or breed to the bull of your choice.

Here you have true foundation genetics. Her sire, Mt Fuji, was one of the first four bulls in the US, and as you can see, they are still modern in their structure and size. F301 is a good mother, ranking in the top 20% of Breedplan for Milk.



lot 69





**Lots 70 and 71** are full sisters that are bred for performance, with Bar R Genetics from Jerry Reeves on the bottom and Hirashigetayasu on the top. They are beautiful fronted and nice and level over their top and hip.

*lot 70*

## RCR TOMIKO LO 37B ET

Cow • 3/13/2014 • US: FB31831 • AU: USAFB31831 • Tat: 37B



DAI 20 HIRASHIGE 287  
*sire* **HIRASHIGETAYASU J2351**  
DAI 5 YURUHIME

BAR R 12P  
*dam* **TBR TOMIKO 2 7040T**  
BAR R MISS 24H

KEDAKA 7212  
DAI 13 HIRASHIGE  
TAYASUHUKU  
YURIKO 795455  
BAR R TAKASURU 1 K  
JVP MS FUKUSHIGE T10E  
WORLD K'S MICHIFUKU  
JVP MS KIKUCHISA 19E

Tend. Score	SCD	GL	BW	200 DW	400 DW	600 DW	MCW	Milk	Scrotal
		1.5	0.8	11	15	11	16	2	0.2
CW	EMA	Rump F.	RBV	Marb. Sc.	Marb. Fn.	WBI	SRI	FTI	F1TI
5	-0.6	0.3	-0.2	0.2	.16	\$85	\$80	\$62	\$56

• Sells open.

*lot 71*

## RCR HIROTOMIKO G001 ET

Cow • 8/24/2019 • US: FB55772 • AU: RGRFQ001G • Tat: G001



DAI 20 HIRASHIGE 287  
*sire* **HIRASHIGETAYASU J2351**  
DAI 5 YURUHIME

BAR R 12P  
*dam* **TBR TOMIKO 2 7040T**  
BAR R MISS 24H

KEDAKA 7212  
DAI 13 HIRASHIGE  
TAYASUHUKU  
YURIKO 795455  
BAR R TAKASURU 1 K  
JVP MS FUKUSHIGE T10E  
WORLD K'S MICHIFUKU  
JVP MS KIKUCHISA 19E

Tend. Score	SCD	GL	BW	200 DW	400 DW	600 DW	MCW	Milk	Scrotal
		2.5	3.2	19	29	31	39	4	0.6
CW	EMA	Rump F.	RBV	Marb. Sc.	Marb. Fn.	WBI	SRI	FTI	F1TI
19	0.0	-0.3	0.3	0.2	.14	\$151	\$133	\$103	\$83

• Pasture exposed to Multi Sire Reference XX4. Safe in calf, due 9/15/2021.





lot 72

## RCR SHIGEYASU 0204H ET

Cow • 3/26/2020 • US: FB65763 • AU: USAFB65763 • Tat: 0204H



WORLD K'S SHIGESHIGETANI  
sire **BAR R SHIGESHIGETANI 30T**  
BAR R 68P

TBR ITOSHIGEFUKU 2 9061W  
dam **TBR YASU 2-2 2151Y**  
TBR YASU 2 9038W

WORLD K'S HARUKI 2  
WORLD K'S SUZUTANI  
BAR R MICHISURU 2 K  
MISS BAR R 18H  
ITOSHIGEFUKU  
TF 713  
LMR YOJIMBO  
LMR MS SANJIROU 6175

Sire's EBVs:

Tend. Score	SCD	GL	BW	200 DW	400 DW	600 DW	MCW	Milk	Scrotal
		-0.8	1.7	15	25	35	35	-1	0.2

CW	EMA	Rump F.	RBV	Marb. Sc.	Marb. Fn.	WBI	SRI	FTI	F1TI
29	4.8	-0.8	1.1	0.6	.03	\$203	\$196	\$151	\$129

• Pasture exposed to Multi Sire Reference XX4. Safe in calf, due 9/15/2021.



lot 72

Jerry Reeves' Bar R Cattle Co. has performed the National Sire Evaluation for Wagyu cattle in the US, and the gold standard for performance in that evaluation has been Bar R Shigeshigetani 30T, sire of Lots 72-74. In the last evaluation, he ranked No. 1 for Backfat, No. 2 for Ribeye and No. 28 for Marbling. These three daughters of 30T exhibit the balance and performance of their sire.

lot 73

## RCR SHIGEYASUKO 0306H ET

Cow • 3/20/2020 • US: FB65759 • AU: USAFB65759 • Tat: 0306H



WORLD K'S SHIGESHIGETANI  
sire **BAR R SHIGESHIGETANI 30T**  
BAR R 68P

ITOMICHI TF 728  
dam **TBR YASUKO 1-2 2142Y**  
TBR YASUKO 9018W

WORLD K'S HARUKI 2  
WORLD K'S SUZUTANI  
BAR R MICHISURU 2 K  
MISS BAR R 18H  
ITOMICHI  
CF504  
LMR FUKUTSUKU 6115  
BR MS SANJIRO 0630

Sire's EBVs:

Tend. Score	SCD	GL	BW	200 DW	400 DW	600 DW	MCW	Milk	Scrotal
		-0.8	1.7	15	25	35	35	-1	0.2

CW	EMA	Rump F.	RBV	Marb. Sc.	Marb. Fn.	WBI	SRI	FTI	F1TI
29	4.8	-0.8	1.1	0.6	.03	\$203	\$196	\$151	\$129

• Pasture exposed to Multi Sire Reference XX4. Safe in calf, due 9/15/2021.



lot 73

lot 74

## CC MS 9018G

Cow • 2/17/2019 • US: FB49214 • AU: USAFB49214 • Tat: 9018G



WORLD K'S SHIGESHIGETANI  
sire **BAR R SHIGESHIGETANI 30T**  
BAR R 68P

CC ITO DOI 2731  
dam **CC MS 6085E**  
TBR 068-78 0-1 4029A

WORLD K'S HARUKI 2  
WORLD K'S SUZUTANI  
BAR R MICHISURU 2 K  
MISS BAR R 18H  
TF 813 KIMITOFUKU  
TF 714  
TBR MITSUFUKU 2 9029W  
KR 068-78

Tend. Score	SCD	GL	BW	200 DW	400 DW	600 DW	MCW	Milk	Scrotal
		0.1	1.1	13	20	23	33	-1	-0.2

CW	EMA	Rump F.	RBV	Marb. Sc.	Marb. Fn.	WBI	SRI	FTI	F1TI
28	3.8	2.5	-0.1	0.9	.17	\$201	\$208	\$167	\$155

• Pasture exposed to Multi Sire Reference XX4. Safe in calf, due 9/15/2021.



lot 74



lot 75

## CC MS 7000E ET



Cow • 3/3/2017 • US: FB36922 • AU: USAFB36922 • Tat: 7000E



TF KIKUTSURUDOI  
sire **TBR KIKUTNAMI 4051A**  
IWG MS ITOSHIGENAMI 035X

MITSUHIKOKURA 149  
dam **TBR KIMIKURA 2-3 2004Y**  
TBR TOMIKO 7037T

TANIFUKU-DOI  
YASUTSUKU 509605  
ITOSHIGENAMI  
CF504  
ITOHAKARI  
HIKOKURA 3/9  
BAR R 12P  
BAR R MISS 24H

Tend. Score	SCD	GL	BW	200 DW	400 DW	600 DW	MCW	Milk	Scrotal
7	VA	1.0	1.2	11	24	29	35	1	-0.1
CW	EMA	Rump F.	RBV	Marb. Sc.	Marb. Fn.	WBI	SRI	FTI	F1TI
36	1.2	0.4	-0.2	1.2	.25	\$199	\$199	\$171	\$156

• Pasture exposed to Multi Sire Reference XX4. Safe in calf, due 10/16/2021.

Tekada Farms genetics are prominent in this young cow's pedigree, and she reaches near the top 10% for all of the indexes. She is long made and very structurally correct. A daughter sells as Lot 83.



lot 75a

## YASUFUKU JR x 9026W embryos



3 Conventional Embryos

YASUFUKU 930  
sire **WORLD K'S YASUFUKU JR**  
KANEKO 5

MITSUHIKOKURA 149  
dam **TBR KIMIKURA 2 9026W**  
TBR TOMIKO 7037T

Dam's EBVs:

YASUTANI DOI  
CHIZURU  
MONJIRO 11550  
KANEKO 47492  
ITOHAKARI  
HIKOKURA 3/9  
BAR R 12P  
BAR R MISS 24H

Tend. Score	SCD	GL	BW	200 DW	400 DW	600 DW	MCW	Milk	Scrotal
		1.2	1.4	9	12	16	17	-1	0.2
CW	EMA	Rump F.	RBV	Marb. Sc.	Marb. Fn.	WBI	SRI	FTI	F1TI
12	-0.7	2.3	-1.3	0.1	.06	\$81	\$80	\$68	\$62

• Selling 3 conventional embryos.

The Lot 75A and 75B genetic packages are focused on marbling, bringing the influence of Yusufuku Jr. Both the embryos and the semen are stored at R-C Ranch.

lot 75b

## WORLD K'S YASUFUKU JR semen



Bull • 9/2/1997 • US: FB5061 • AU: WKSF50100 • Tat: WKS - 447

YASUTANI DOI  
sire **YASUFUKU 930**  
CHIZURU

MONJIRO 11550  
dam **KANEKO 5**  
KANEKO 47492

YASUMI DOI  
ITSUHIOME  
YASUMI DOI  
JAPANESE COW (BLACK)  
YASUMI DOI  
HARUMI 1086409  
TAMORI DOI 7663  
JAPANESE COW (BLACK)

• CL 16C

Tend. Score	SCD	GL	BW	200 DW	400 DW	600 DW	MCW	Milk	Scrotal
		2.1	-3.9	-12	-20	-32	-30	-7	-1.3
CW	EMA	Rump F.	RBV	Marb. Sc.	Marb. Fn.	WBI	SRI	FTI	F1TI
-14	6.2	1.8	-0.2	2.2	.28	\$88	\$141	\$145	\$169

• Selling 5 units of semen.

lot 76

## TBR HIKOFUKU 3-11 7181G



Cow • 5/29/2019 • US: FB51837 • AU: USAFB51837 • Tat: 7181G



TF KIKUTSURUDOI  
sire **TBR KIKUTNAMI 4051A**  
IWG MS ITOSHIGENAMI 035X

ITOSHIGEFUJI  
dam **TBR HIKOFUKU 3 9063W**  
TF 713

TANIFUKU-DOI  
YASUTSUKU 509605  
ITOSHIGENAMI  
CF504  
ITOFUJI 483  
DAI 30 NOBORU J920752  
KIMIFUKU 3  
HIKOKURA 1/10

• CL 16C

Tend. Score	SCD	GL	BW	200 DW	400 DW	600 DW	MCW	Milk	Scrotal
		1.2	1.5	10	18	28	37	1	-0.2
CW	EMA	Rump F.	RBV	Marb. Sc.	Marb. Fn.	WBI	SRI	FTI	F1TI
27	-4.1	0.6	-1.4	1.1	.23	\$133	\$128	\$116	\$103

• Pasture exposed to YYW Y2 Kedakanami D31 ET. Safe in calf, due 2/16/2022.

Right out of the heart of the Triangle B Ranch program, these two 7/8 sisters are heavily influenced by Tekada Farms genetics, presenting the TF 148/TF 147 mix that really makes the carcasses.

lot 77

## TBR HIKOFUKU 1 1 4 6951G



Cow • 4/1/2019 • US: FB51811 • AU: TRIFQ6951G • Tat: 6951G



TF KIKUTSURUDOI  
sire **TBR KIKUTNAMI 4051A**  
IWG MS ITOSHIGENAMI 035X

JVP KIKUYASU-400  
dam **TBR HIKOFUKU 1-1 2139Y**  
TBR HIKOFUKU 9060W

TANIFUKU-DOI  
YASUTSUKU 509605  
ITOSHIGENAMI  
CF504  
KIKUYASU DOI 575  
FUKUYOSHI 703223  
ITOSHIGEFUJI  
TF 705

Tend. Score	SCD	GL	BW	200 DW	400 DW	600 DW	MCW	Milk	Scrotal
		1.1	2.4	13	22	33	38	1	-0.5
CW	EMA	Rump F.	RBV	Marb. Sc.	Marb. Fn.	WBI	SRI	FTI	F1TI
38	-0.5	-1.4	0.1	0.2	.03	\$135	\$121	\$84	\$64

• Pasture exposed 12/1/2020 to 12/24/2020 to TBR Fukutnami. Safe in calf.



lot 78

## RCR SHIGEYASU 0122G ET



Cow • 8/15/2019 • US: FB49611 • AU: USAFB49611 • Tat: 0122G



ITOSHIGENAMI  
sire **TBR SHIGETANIFUKU 3009Z**  
TF 821

WORLD K'S YASUFUKU JR  
dam **RCR 22C ET**  
TBR YASU 1-4 2107Y

SHIGESHIGENAMI 10632  
FUKUYUKI  
KIMIFUKU 3  
TF600  
YASUFUKU 930  
KANEKO 5  
HIRASHIGETAYASU J2351  
TBR YASU 9022W

• CL16C

Tend. Score	SCD	GL	BW	200 DW	400 DW	600 DW	MCW	Milk	Scrotal
7	VA	1.6	-3	-4	-6	-19	-24	-8	-1.2

CW	EMA	Rump F.	RBV	Marb. Sc.	Marb. Fn.	WBI	SRI	FTI	F1TI
-5	1.1	2.6	-1	1.5	.19	\$93	\$134	\$119	\$136

• Pasture exposed to Multi Sire Reference XX4. Safe in calf, due 10/16/2021.

With TF 148 and Yasufuku Jr, this female was bred for marbling and carcass quality and achieves that goal, ranking near the top 10% of Breedplan for Marble Score. She is a big middled heifer that will calve right past her second birthday.



lot 78

lot 79

## TBR HIKOFUJINAMI 4 1013X



Cow • 3/9/2010 • US: FB11570 • AU: USAFB11570 • Tat: 1013X



ITOFUJI 483  
sire **ITOSHIGEFUJI**  
DAI 30 NOBORU J920752

ITOSHIGENAMI  
dam **CF 505**  
HIKOKURA 1/10

DAI 7 ITOZAKURA  
JAPANESE COW (BLACK)  
ITOMICHI  
DAI 10 NOBORU 3  
SHIGESHIGENAMI 10632  
FUKUYUKI  
ITOMICHI  
HIKOKURA 1/7

• CHSC

Tend. Score	SCD	GL	BW	200 DW	400 DW	600 DW	MCW	Milk	Scrotal
		1.0	2.3	17	32	40	53	4	0.3

CW	EMA	Rump F.	RBV	Marb. Sc.	Marb. Fn.	WBI	SRI	FTI	F1TI
35	-5.9	0.9	-1.3	0.2	-1.0	\$148	\$127	\$101	\$79

• Sells open and ready to breed or flush to the bull of your choice.

Here you have a direct daughter of TF 147 out of a TF 148 daughter again from the Triangle B Ranch program, so expect her to produce progeny with outstanding carcass quality traits. She has excellent data for growth, maternal and carcass weight.



lot 79

lot 80

## TR MS TAKAMICHIGUNI 5375C



Cow • 12/1/2015 • US: FB26407 • AU: USAFB26407 • Tat: TR 5375C



WORLD K'S TAKAZAKURA  
sire **TAKAMICHI DOI**  
MISAKO

WORLD K'S SHIGESHIGETANI  
dam **LTR MS SHIGEKIKUYOSHI 021**  
LTR MS KIKUYOSHI 909

TAKAEI 1412  
DAI NI SAKURA 7  
WORLD K'S MICHIFUKU  
HISAKO  
WORLD K'S HARUKI 2  
WORLD K'S SUZUTANI  
CHR KITAGUNI 07K  
CHR MS KIKUYOSHI

Tend. Score	SCD	GL	BW	200 DW	400 DW	600 DW	MCW	Milk	Scrotal
		-0.9	-1.6	-2	-2	-6	0	-4	-1.1

CW	EMA	Rump F.	RBV	Marb. Sc.	Marb. Fn.	WBI	SRI	FTI	F1TI
-6	3.6	-2.2	0.9	0.6	.10	\$81	\$95	\$72	\$77

• Sells open and ready to breed or flush to the bull of your choice.

A balanced pedigree for those looking for foundation genetics, including Takazakura, Michifuku, Shigesigetani and Kitaguni. She ranks well for Eye Muscle and Retail Yield. A very feminine appearing cow with great udder attachment.



lot 80



lot 81

## RC MS ITOMAZURO

Cow • 11/5/2015 • US: FB24159 • AU: RGRFL55 • Tat: C55



TF ITOMICHI 1/2  
sire **LTR ITOMAZAKEMI 1117**  
AKEMI

BR FUKUTSURI 9662  
dam **TAI MS FUKURO B024W**  
BR MS ITOMICHI/0602 4642

ITOMICHI  
DAI 2 KINTOU  
MAZDA  
AKAKO  
JVP FUKUTSURI-068  
JVP MS FUKUSHIGE T10E  
BR ITOMICHI 0602  
BR MS MICHIFUKU 0636

Tend. Score	SCD	GL	BW	200 DW	400 DW	600 DW	MCW	Milk	Scrotal
		1.4	1.9	12	17	19	18	3	0.1

CW	EMA	Rump F.	RBV	Marb. Sc.	Marb. Fn.	WBI	SRI	FTI	F1TI
13	-3.6	2.9	-1.9	0.1	.08	\$70	\$64	\$59	\$50

• Sells open and ready to flush or breed to the bull of your choice.

C55 is a well put together female, having style and balance. She is long bodied and maintains a uniform body depth from front to rear. She has a nice, angular shoulder pattern and a well made hip and hind leg structure.



lot 82

## RCR MICHITANITO 1076H ET

Cow • 10/28/2020 • US: FB70016 • AU: USAFB70016 • Tat: 1076H



MONJIRO 11550  
sire **WORLD K'S MICHIFUKU**  
MICHIKO 655635

KIMIFUKU TF 726  
dam **TBR TANITOFUKU 1076X**  
TF 705

YASUMI DOI  
HARUMI 1086409  
TANISHIGE 1526  
MICHIFUKU 494290  
KIMIFUKU 3  
CHIVOTAKE 10  
KIMIFUKU 3  
HIKOKURA 1/12

Tend. Score	SCD	GL	BW	200 DW	400 DW	600 DW	MCW	Milk	Scrotal
		1.2	2.4	10	15	17	13	-4	-0.5

CW	EMA	Rump F.	RBV	Marb. Sc.	Marb. Fn.	WBI	SRI	FTI	F1TI
16	2.6	1.8	-0.8	1.3	.36	\$168	\$184	\$159	\$152

• Sells open.

The bottom side of this pedigree is double bred Kimifuku 3, which was the highest marbling bull that Mr. Shogo Takeda produced in his lifetime. This female backs it up, ranking in the top 20% for Marble Score and the top 10% for Marble Fineness. Michifuku on the top side only adds to the carcass quality.



WORLD K'S MICHIFUKU — Sire of Lot 82

lot 83

## RCR KOUSYUN7000 67H

Cow • 11/4/2020 • US: FB64537 • AU: USAFB64537 • Tat: 67H



WORLD K'S YASUFUKU JR  
sire **CC YASUFUKU 4852**  
TBR HIKOFUJINAMI 4 1051X

TBR KIKUTNAMI 4051A  
dam **CC MS 7000E ET**  
TBR KIMIKURA 2-3 2004Y

YASUFUKU 930  
KANEKO 5  
ITOSHIGE FUJI  
CF 500  
TF KIKUTSURUDO I  
IWG MS ITOSHIGENAMI 035X  
MITSUHIKOKURA 149  
TBR TOMIKO 7037T

Tend. Score	SCD	GL	BW	200 DW	400 DW	600 DW	MCW	Milk	Scrotal
		2.3	1.2	7	20	21	36	-2	-0.1

CW	EMA	Rump F.	RBV	Marb. Sc.	Marb. Fn.	WBI	SRI	FTI	F1TI
24	0.4	0.8	-0.5	1.0	.17	\$151	\$150	\$127	\$117

• Sells open.

This heifer calf has loads of potential with her pedigree that is packed with high end marbling and maternal traits. Her mother sells as Lot 75.





lot 84

## RCR KOUSYUN7050 63H



Cow • 10/16/2020 • US: FB64536 • AU: USAFB64536 • Tat: 63H



sire

WORLD K'S YASUFUKU JR  
CC YASUFUKU 4852  
TBR HIKOFUJINAMI 4 1051X

dam

KOUSYUN  
CC MS 7050E  
CC MS KIMIFUKU 5001YASUFUKU 930  
KANEKO 5  
ITOSHIGEFUJI  
CF 500  
YASUFUKU 930  
OKUITO 9  
TBR MITSUITOFUKU 2 2146Y  
TF 713

• CL16P

Tend. Score	SCD	GL	BW	200 DW	400 DW	600 DW	MCW	Milk	Scrotal
		0.0	1.0	10	24	36	41	0	0.6
CW	EMA	Rump F.	RBV	Marb. Sc.	Marb. Fn.	WBI	SRI	FTI	F1TI
34	-2.6	-0.2	-0.7	0.7	.07	\$147	\$136	\$121	\$102

• Sells open.

Here is a very interesting pedigree, mating a Yasufuku Jr son with a Kousyn daughter, which should produce progeny with extra fine marbling. Her dam sells as Lot 85.



lot 84

lot 85

## CC MS 7050E



Cow • 9/20/2017 • US: FB36999 • AU: USAFB36999 • Tat: 7050E



sire

YASUFUKU 930  
KOUSYUN  
OKUITO 9

dam

TBR MITSUITOFUKU 2 2146Y  
CC MS KIMIFUKU 5001  
TF 713YASUTANI DOI  
CHIZURU  
OKUSHIGE 1803  
ITOSACHIMI 6  
MITSUHIKOKURA 149  
TBR HIKOFUKU 4 9064W  
KIMIFUKU 3  
HIKOKURA 1/10

Tend. Score	SCD	GL	BW	200 DW	400 DW	600 DW	MCW	Milk	Scrotal
7	VA	-0.9	0.7	11	21	41	39	-1	0.4
CW	EMA	Rump F.	RBV	Marb. Sc.	Marb. Fn.	WBI	SRI	FTI	F1TI
33	-1.3	0.2	-0.6	0.8	.11	\$177	\$169	\$145	\$124

• Pasture exposed 4/1/2021 to 6/15/2021 to YYW Y2 Kedakanami D31 ET. Safe in calf.

7050 is a direct daughter of Kousyun, who is one of only two sons of Ysufuku J930 to leave Japan. J930 is considered by most to be the ultimate Wagyu bull. Kousyun is expected to outperform the other son of J930 that came to the US, Yasufuku Jr. He produces high quality, very fine marbling. 7050's pedigree is rare and could act as an outcross in most programs.



lot 85

lot 86

## RCR FUKUTSURU132 42H



Cow • 10/26/2020 • US: FB64531 • AU: USAFB64531 • Tat: 42H



sire

TBR YASUKANEKO 1074X  
BBW FUKUTSURU 1 1706E ET  
TBR YASUKO 1-1 2124Y

dam

TBR SHIGETANIFUKU 3009Z  
RCR 132D  
TBR YASU 1-2 2130YJVP FUKUTSURU-068  
TBR UMEKO 8020U  
HIRASHIGETAYASU J2351  
TBR YASU 2 9038W  
ITOSHIGENAMI  
TF 821  
TF ITOMICHI 1/2  
TBR YASU 9022W

Tend. Score	SCD	GL	BW	200 DW	400 DW	600 DW	MCW	Milk	Scrotal
		0.9	1.0	9	15	17	16	0	-0.8
CW	EMA	Rump F.	RBV	Marb. Sc.	Marb. Fn.	WBI	SRI	FTI	F1TI
13	-1	-0.3	-0.2	0.3	.10	\$100	\$97	\$68	\$59

• Sells open.

42H has stood out in her pen of heifer calves since day one. She is a faster growing female that has a big, square hip and a big middle. You can see the expression of muscle already developing.



lot 86



lot 87

**TBR TOMIKO 1 4 2 6715**

Cow • 6/4/2018 • US: FB40760 • AU: USAFB40760 • Tat: 6715F



JVP FUKUTSURI-068  
sire **TBR YASUKANEKO 1074X**  
TBR UMEKO 8020U

HIRASHIGETAYASU J2351  
dam **TBR TOMIKO 1-4 2039Y**  
TBR TOMIKO 7037T

DAI 2 YASUTSURI 774  
TERUYASU 649663  
WORLD K'S SANJIROU  
BR MS TAKAZAKURA 0652  
DAI 20 HIRASHIGE 287  
DAI 5 YURUHIME  
BAR R 12P  
BAR R MISS 24H

Tend. Score	SCD	GL	BW	200 DW	400 DW	600 DW	MCW	Milk	Scrotal
7	AA	1.9	1.7	9	18	15	2	2	-0.9
CW	EMA	Rump F.	RBV	Marb. Sc.	Marb. Fn.	WBI	SRI	FTI	F1TI
7	0.0	-0.7	0.1	0.0	.06	\$72	\$66	\$42	\$32

• Pasture exposed 4/1/2021 to 6/15/2021 to YYW Y2 Kedakanami D31 ET. Safe in calf.

You have to appreciate the volume and capacity of 6715F, who has Fukutsuru, Sanjiro, Hirashigetayasu and Bar R 12P in her pedigree to give her the maternal and growth genetics needed to increase pounds at weaning.



lot 88

**TBR YASU 1 6 2 7016G**

Cow • 5/23/2019 • US: FB51834 • AU: TRIFQ7016G • Tat: 7016G



JVP FUKUTSURI-068  
sire **TBR YASUKANEKO 1074X**  
TBR UMEKO 8020U

TBR ITOSHIGEFUKU 2 9061W  
dam **TBR YASU 1-6 2178Y**  
TBR YASU 9022W

DAI 2 YASUTSURI 774  
TERUYASU 649663  
WORLD K'S SANJIROU  
BR MS TAKAZAKURA 0652  
ITOSHIGEFUKU  
TF 713  
LMR YOJIMBO  
LMR MS SANJIROU 6175

Tend. Score	SCD	GL	BW	200 DW	400 DW	600 DW	MCW	Milk	Scrotal
		-0.6	-0.5	6	14	14	9	2	-0.9
CW	EMA	Rump F.	RBV	Marb. Sc.	Marb. Fn.	WBI	SRI	FTI	F1TI
9	-2.2	-2	0.1	0.2	-.04	\$91	\$89	\$69	\$62

• Pasture exposed 12/1/2020 to 12/24/2020 to TBR Fukutnami 6700F. Safe in calf.

7015G has extra length and body, and her pedigree indicates that she will be maternal and high carcass quality.



lot 89

**TBR KIMIKURA 2 6 3 6711F**

Cow • 6/4/2018 • US: FB40758 • AU: USAFB40758 • Tat: 6711F



JVP FUKUTSURI-068  
sire **TBR YASUKANEKO 1074X**  
TBR UMEKO 8020U

MITSUHIKOKURA 149  
dam **TBR KIMIKURA 2-6 2006Y**  
TBR TOMIKO 2 7040T

DAI 2 YASUTSURI 774  
TERUYASU 649663  
WORLD K'S SANJIROU  
BR MS TAKAZAKURA 0652  
ITOHAKARI  
HIKOKURA 3/9  
BAR R 12P  
BAR R MISS 24H

Tend. Score	SCD	GL	BW	200 DW	400 DW	600 DW	MCW	Milk	Scrotal
9	VA	-0.3	-0.6	4	6	6	6	-1	-0.9
CW	EMA	Rump F.	RBV	Marb. Sc.	Marb. Fn.	WBI	SRI	FTI	F1TI
5	-1.6	0.4	-0.8	0.3	.08	\$71	\$78	\$60	\$60

• Pasture exposed 4/1/2021 to 6/15/2021 to YYW Y2 Kedakanami D31 ET. Safe in calf.

A three-quarter sister in blood to Lot 87, 6711 shows length and size. Her pedigree indicates that she will be a complete female with the ability to add milk and marble.





lot 90

## M6 MS KITATERUYASUDOI 839F ET

Cow • 4/29/2018 • US: FB35934 • AU: RGRFP839 • Tat: 839F



TERUNAGADOI  
sire **KITATERUYASUDOI J2810**  
YOSHIMI3

MICHİYOSHI  
dam **M6 MS MICHİYOSHI 619D**  
KR MS NEW LEVEL 167

KIKUTERU DOI  
TERUNAH  
YASUTANI DOI  
YOSIMI  
WORLD K'S SANJIROU  
CHR MS FUKUTSURI 107L  
KR FRONT LINE 115  
KR MS NEW LEVEL 122

• F11C

Tend. Score	SCD	GL	BW	200 DW	400 DW	600 DW	MCW	Milk	Scrotal
6	AA	0.6	-1.5	-6	-9	-19	-18	2	-1.6

CW	EMA	Rump F.	RBV	Marb. Sc.	Marb. Fn.	WBI	SRI	FTI	F1TI
-22	1.9	-2.9	0.7	0.8	.19	\$17	\$32	\$35	\$47

• Bred AI 12/10/2020 to Kuro Kin Shikikan E10. Pasture exposed 12/20/2020 to 2/15/2021 to RGR Ranger Q434G ET (Lot 101) and RGR F304. Safe in calf, DNA test will determine sire.

The dam of Lot 90 is an impressive cow, combining Michiyoshi with the donor that Kevin Moore nicknamed "Miss America" because of her eye appeal, muscle volume and overall width and dimension. Kitateruyasudo J2810 semen is a rare commodity, so take advantage of these genetics.



lot 91

## RGR MS RANGER G403 ET

Cow • 1/29/2019 • US: FB45877 • AU: RGRFQ403G • Tat: G403



JVP KIKUYASU-400  
sire **KIKUMICHI**  
LTR MS MICHIHANA 015

LTR ITOMAZAKEMI 1117  
dam **RC MS ITOMAZURO**  
TAI MS FUKURO B024W

KIKUYASU DOI 575  
FUKUYOSHI 703223  
WORLD K'S MICHIFUKU  
HR MS KIKUHANA 13  
TF ITOMICHI 1/2  
AKEMI  
BR FUKUTSURI 9662  
BR MS ITOMICHI/0602 4642

Tend. Score	SCD	GL	BW	200 DW	400 DW	600 DW	MCW	Milk	Scrotal
		0.8	1.0	9	10	3	-3	2	-0.7

CW	EMA	Rump F.	RBV	Marb. Sc.	Marb. Fn.	WBI	SRI	FTI	F1TI
3	-1.7	-0.2	-0.8	-0.2	-0.04	\$29	\$30	\$22	\$21

• Sells open.

With Kikuyasu-400, Michifuku, Kikuhana, Itomichi 1/2 and Fukutsuru, 403 has a pedigree to make her a solid producer for years to come.



lot 91a

## RGR RANGER R492J

Bull • 5/30/2021 • US: Pending • Tat: R492J

Sire: RGR KIKOHANA F304 ET • Dam: RGR RANGER G403 ET



Ranger Cattle's Chef Drew will be at Tenrock Ranch to prepare Wagyu Beef all day Saturday, August 21.



lot 92

## TBR YASUKO 1 5 4 6562F



Cow • 5/14/2018 • US: FB40695 • AU: USAFB40695 • Tat: 6562F



TF KIKUTSURUDOI  
sire **TBR KIKUTNAMI 4051A**  
IWG MS ITOSHIGENAMI 035X

ITOMICHI TF 728  
dam **TBR YASUKO 1-5 2152Y**  
TBR YASUKO 9018W

TANIFUKU-DOI  
YASUTSURU 509605  
ITOSHIGENAMI  
CF504  
ITOMICHI  
CF504  
LMR FUKUTSUKU 6115  
BR MS SANJIRO 0630

Tend. Score	SCD	GL	BW	200 DW	400 DW	600 DW	MCW	Milk	Scrotal
6	VV	0.7	-0.3	4	6	4	13	3	-0.3
CW	EMA	Rump F.	RBV	Marb. Sc.	Marb. Fn.	WBI	SRI	FTI	F1TI
12	-1.3	0.6	-1.2	1.7	.41	\$119	\$132	\$142	\$145

• Pasture exposed 5/15/2021 to 7/1/2021 to YYW Y2 Kedakanami D31 ET.

A strong Takeda Farms pedigree, and her data has her in the top 2% of Breedplan for Marble Fineness and the top 5% for Marble Score.



lot 93

## TBR YASUKO 1-8 2 6674F



Cow • 5/16/2018 • US: FB40739 • AU: RGRFP6674F • Tat: 6674F



JVP FUKUTSUKU-068  
sire **TBR YASUKANEKO 1074X**  
TBR UMEKO 8020U

ITOMICHI TF 728  
dam **TBR YASUKO 1-8 2156Y**  
TBR YASUKO 9018W

DAI 2 YASUTSUKU 774  
TERUYASU 649663  
WORLD K'S SANJIROU  
BR MS TAKAZAKURA 0652  
ITOMICHI  
CF504  
LMR FUKUTSUKU 6115  
BR MS SANJIRO 0630

Tend. Score	SCD	GL	BW	200 DW	400 DW	600 DW	MCW	Milk	Scrotal
5	VA	0.5	0.5	8	10	21	20	3	0.4
CW	EMA	Rump F.	RBV	Marb. Sc.	Marb. Fn.	WBI	SRI	FTI	F1TI
13	-2.6	-0.5	-0.8	0.3	.03	\$63	\$54	\$57	\$47

• Pasture exposed to Multi Sire Reference XX4. Safe in calf, due 11/16/2021.

There is a balance in this pedigree that includes Fukutsuru 068, Sanjiro, Itomichi and Takeda Farms, predicting that this female will milk, marble and grow.



Ranger Cattle's F334 at the Texas State Capital...  
she sells as Lot 64



*Now is the time to get on board with Wagyu!*

The breeders involved in this sale are dedicated to the Wagyu breed and are in touch with the consumer. Put their experience to work for you and upgrade your genetics with this set of Elite Wagyu cattle.



# the Bulls

The bulls selling are the kind that can perform in any environment and are ready for turnout.



*lot 101*



**LMR MS ITOMORITAKA 1439Y**

Dam of Lots 1–4 and Lots 101–106

## *lot 101* **RGR RANGER Q434G ET** *For Reference & Sale*



**Bull • 10/14/2019 • US: FB72080 • AU: RGRFQ434G • Tat: Q434G**

*sire* MAYURA ITOSHIGENAMI JNR  
**MAYURA L0010 ET**  
MAYURA H0159

*dam* ITOMORITAKA J2703  
**LMR MS ITOMORITAKA 1439Y**  
LMR MS ITOSHIGENAMI 8107

ITOSHIGENAMI  
MAYURA DAI NI KINNTOU 1  
MAYURA ZULU  
WAGYU GENETICS AIZAKURA D837  
ETITOHIRASHIGE  
DAI 6 OEFUJII J565554-KURO KOH  
ITOSHIGENAMI  
BR MS MICHIFUKU T4E 8605

Tend. Score	SCD	GL	BW	200 DW	400 DW	600 DW	MCW	Milk	Scrotal
		0.7	0.5	9	15	16	24	0	0.6

CW	EMA	Rump F.	RBV	Marb. Sc.	Marb. Fn.	WBI	SRI	FTI	F1TI
31	7.2	1.4	0.9	2.6	.49	\$248	\$268	\$248	\$240

• Selling full interest and full possession, with Ranger Cattle's name remaining on the registration for personal use only of 1,000 units of semen.

For purebred seedstock producers, the goal is to improve genetics by using all the tools available and striving to produce progeny that will outperform their parents. Lot 101, RGR Ranger Q434G, is the Mayura L0010 son that is going to get the job done! 434 "Bob" currently sits in the top 1% of Breedplan for Eye Muscle Area, Marble Score and Marble Fineness. In addition, he reaches the top 1% for Self Replacing Index, Fullblood Terminal Index and F1 Terminal Index and is well into the upper 5% for Wagyu Breeder Index.

Phenotypically, 434 is a very muscular bull with rippling shape across his top and carries that muscle deep into his quarter. He is structurally sound and solid as well.

434 is currently involved in a true progeny test that involves 800 cows testing 50 bulls. He is the first L0010 son in the US to be enrolled in such a test, and all the data collected from that test will be the property of the new owner.

Do not get left behind on the next big thing in Wagyu genetics! Get on board with Ranger Q434G.

Full brothers sell as Lots 102–106. Full sisters sell as Lots 1–4. His pasture service also sells.

*"...the next big thing in Wagyu genetics!"*



lot 102

## RGR RANGER R450H ET

Bull • 1/27/2020 • US: FB72061 • AU: RGRFR450 • Tat: R450H



ITOSHIGENAMI  
MAYURA DAI NI KINNTOU 1  
MAYURA ZULU  
WAGYU GENETICS AIZAKURA D837  
ETITOHIRASHIGE  
DAI 6 OEFUJII J565554-KURO KOH  
ITOSHIGENAMI  
BR MS MICHIFUKU T4E 8605

ITOSHIGENAMI  
MAYURA DAI NI KINNTOU 1  
MAYURA ZULU  
WAGYU GENETICS AIZAKURA D837  
ETITOHIRASHIGE  
DAI 6 OEFUJII J565554-KURO KOH  
ITOSHIGENAMI  
BR MS MICHIFUKU T4E 8605

• CHSC

Tend. Score	SCD	GL	BW	200 DW	400 DW	600 DW	MCW	Milk	Scrotal
		0.6	2.1	16	22	30	27	5	0.9
CW	EMA	Rump F.	RBV	Marb. Sc.	Marb. Fn.	WBI	SRI	FTI	F1TI
32	5.8	1.8	0.7	1.6	.35	\$232	\$234	\$215	\$199



Lots 102–106 are five full brothers to Lot 101, and they all check the boxes for outstanding data for growth, milk, carcass and scrotal as well as all the ABRI Indexes. It is hard to find cattle of any breed that have as well balanced numbers as these brothers possess. They are stout made with abundant muscle, and all stand on a solid structure. Cattlemen, gather around and pick out your next herd improver. Full sisters sell as Lot 1–4.

lot 103

## RGR RANGER R459H ET

Bull • 4/9/2020 • US: FB72065 • AU: RGRFRH459 • Tat: R459H



ITOSHIGENAMI  
MAYURA DAI NI KINNTOU 1  
MAYURA ZULU  
WAGYU GENETICS AIZAKURA D837  
ETITOHIRASHIGE  
DAI 6 OEFUJII J565554-KURO KOH  
ITOSHIGENAMI  
BR MS MICHIFUKU T4E 8605

ITOSHIGENAMI  
MAYURA DAI NI KINNTOU 1  
MAYURA ZULU  
WAGYU GENETICS AIZAKURA D837  
ETITOHIRASHIGE  
DAI 6 OEFUJII J565554-KURO KOH  
ITOSHIGENAMI  
BR MS MICHIFUKU T4E 8605

• CHSC

Tend. Score	SCD	GL	BW	200 DW	400 DW	600 DW	MCW	Milk	Scrotal
		0.4	1.0	11	23	23	33	3	0.9
CW	EMA	Rump F.	RBV	Marb. Sc.	Marb. Fn.	WBI	SRI	FTI	F1TI
35	7.2	-0.3	1.8	1.8	.30	\$235	\$235	\$211	\$196



lot 104

## RGR RANGER R468H ET

Bull • 4/2/2020 • US: FB72069 • AU: RGRFRH468 • Tat: R468H



ITOSHIGENAMI  
MAYURA DAI NI KINNTOU 1  
MAYURA ZULU  
WAGYU GENETICS AIZAKURA D837  
ETITOHIRASHIGE  
DAI 6 OEFUJII J565554-KURO KOH  
ITOSHIGENAMI  
BR MS MICHIFUKU T4E 8605

ITOSHIGENAMI  
MAYURA DAI NI KINNTOU 1  
MAYURA ZULU  
WAGYU GENETICS AIZAKURA D837  
ETITOHIRASHIGE  
DAI 6 OEFUJII J565554-KURO KOH  
ITOSHIGENAMI  
BR MS MICHIFUKU T4E 8605

Tend. Score	SCD	GL	BW	200 DW	400 DW	600 DW	MCW	Milk	Scrotal
		1.4	3.8	18	31	40	41	3	1.3
CW	EMA	Rump F.	RBV	Marb. Sc.	Marb. Fn.	WBI	SRI	FTI	F1TI
40	5.7	0.7	1.2	1.5	.31	\$241	\$229	\$202	\$176



Full brothers sell as Lots 101–106



## lot 105 RGR RANGER R467H ET



Bull • 4/6/2020 • US: FB72066 • AU: RGRFRH467 • Tat: R467H



*sire* MAYURA L0010 ET  
MAYURA H0159

*dam* LMR MS ITOMORITAKA 1439Y  
LMR MS ITOSHIGENAMI 8107

ITOSHIGENAMI  
MAYURA DAI NI KINNTOU 1  
MAYURA ZULU  
WAGYU GENETICS AIZAKURA D837  
ETITOHIRASHIGE  
DAI 6 OEFUJII J565554-KURO KOH  
ITOSHIGENAMI  
BR MS MICHIFUKU T4E 8605

• CHSP

Tend. Score	SCD	GL	BW	200 DW	400 DW	600 DW	MCW	Milk	Scrotal
		0.3	2.9	20	34	48	45	2	1.4
CW	EMA	Rump F.	RBV	Marb. Sc.	Marb. Fn.	WBI	SRI	FTI	F1TI
47	5.5	1.0	1.3	1.4	.27	\$277	\$268	\$228	\$198



lot 105

Lots 102–106 are five full brothers to Lot 101, and they all check the boxes for outstanding data for growth, milk, carcass and scrotal as well as all the ABRI Indexes. It is hard to find cattle of any breed that have as well balanced numbers as these brothers possess. They are stout made with abundant muscle, and all stand on a solid structure. Cattlemen, gather around and pick out your next herd improver. Full sisters sell as Lot 1–4.

## lot 106 RGR RANGER R463H ET



Bull • 5/23/2020 • US: FB72063 • AU: RGRFRH463 • Tat: R463H



*sire* MAYURA L0010 ET  
MAYURA H0159

*dam* LMR MS ITOMORITAKA 1439Y  
LMR MS ITOSHIGENAMI 8107

ITOSHIGENAMI  
MAYURA DAI NI KINNTOU 1  
MAYURA ZULU  
WAGYU GENETICS AIZAKURA D837  
ETITOHIRASHIGE  
DAI 6 OEFUJII J565554-KURO KOH  
ITOSHIGENAMI  
BR MS MICHIFUKU T4E 8605

• CHSC

Tend. Score	SCD	GL	BW	200 DW	400 DW	600 DW	MCW	Milk	Scrotal
		0.8	2.7	16	26	33	32	3	1.1
CW	EMA	Rump F.	RBV	Marb. Sc.	Marb. Fn.	WBI	SRI	FTI	F1TI
31	5.2	0.5	1.0	1.9	.37	\$239	\$237	\$215	\$195



**MAYURA L0010 ET**

Sire of Lots 1–4 and 101–107... semen sells as Lots 4A and 4B

## lot 107 RGR RANGER R446H ET



Bull • 1/27/2020 • US: FB72064 • AU: RGRFR446H • Tat: R446H



*sire* MAYURA L0010 ET  
MAYURA H0159

*dam* LAR MS MICH  
LAR MS HIRIFUKU

ITOSHIGENAMI  
MAYURA DAI NI KINNTOU 1  
MAYURA ZULU  
WAGYU GENETICS AIZAKURA D837 ET  
KITAGUNI 7/8  
WORLD K'S NAKAYUKI  
LA MR HIRISHANJOU  
BR MS MICHIFUKU T4E 8605

• CHSC

Tend. Score	SCD	GL	BW	200 DW	400 DW	600 DW	MCW	Milk	Scrotal
		–0.6	3.6	17	24	36	34	0	–0.2
CW	EMA	Rump F.	RBV	Marb. Sc.	Marb. Fn.	WBI	SRI	FTI	F1TI
33	4.4	–3.8	1.3	1.6	.19	\$229	\$223	\$180	\$157



lot 107

His dam is LAR Ms Michi, the donor dam who sells as Lot 34 and is one of the most eye-appealing Wagyu cows you will see. The combination of L0010 and Ms Michi has produced exactly what you would expect from this mating—a bull that has a solid data set packed in a package that includes a smooth pattern with a powerful hip and hind leg structure. He has a uniform body depth and abundant rib shape.





## lot 108 BLB MR CHOKAI 1G ET



Bull • 2/4/2019 • US: FB44493 • AU: USAFB44493 • Tat: 1G



sire **ITOMICHI**  
**TF ITOMICHI 1/2**  
DAI 2 KINTOU

dam **WORLD K'S SANJIROU**  
**BLB MS OSHIO 1424**  
KR KIKU 24

DAI 7 ITOZAKURA  
TOMISAKAE 2/1  
DAI 3 KIYOHIME  
EZOKINTOU 1A  
WORLD K'S MICHIFUKU  
WORLD K'S SUZUTANI  
JVP KIKUYASU-400  
HR KOKO 007

Tend. Score	SCD	GL	BW	200 DW	400 DW	600 DW	MCW	Milk	Scrotal
		0.8	-0.4	4	4	2	-9	2	-0.9

CW	EMA	Rump F.	RBV	Marb. Sc.	Marb. Fn.	WBI	SRI	FTI	F1TI
8	-1.7	2.3	-1.4	0.3	.07	\$40	\$49	\$45	\$48

## lot 109 BLB MR CHOKAI 28G ET



Bull • 2/2/2019 • US: FB44491 • AU: USAFB44491 • Tat: 28G



sire **ITOMICHI**  
**TF ITOMICHI 1/2**  
DAI 2 KINTOU

dam **WORLD K'S SANJIROU**  
**BLB MS OSHIO 1424**  
KR KIKU 24

DAI 7 ITOZAKURA  
TOMISAKAE 2/1  
DAI 3 KIYOHIME  
EZOKINTOU 1A  
WORLD K'S MICHIFUKU  
WORLD K'S SUZUTANI  
JVP KIKUYASU-400  
HR KOKO 007

Tend. Score	SCD	GL	BW	200 DW	400 DW	600 DW	MCW	Milk	Scrotal
		1.2	1.0	7	11	5	-5	0	-0.7

CW	EMA	Rump F.	RBV	Marb. Sc.	Marb. Fn.	WBI	SRI	FTI	F1TI
10	-0.2	1.2	-0.5	0.1	.00	\$60	\$63	\$43	\$41

Lots 108 and 109 are sons of Itomichi 1/2, who is widely used to produce a large quantity of high quality beef. You can see the extra size, bone structure and volume in Lots 108 and 109. These bulls are long bodied, stout and ready to turn out.

*Lots 108–110 come to you from Brandon Baker. Brandon's family has been ranching in Texas since it was still a part of Mexico, and the experience it takes to stay in the business that long is to please your customers. Brandon's philosophy is to make hardy, sound cattle that will adapt to any environment and be durable and will have longevity. The cattlemen will easily find his bulls in a group, as he produces the kind that will perform.*

## lot 110 BLB MR HARUNA 11G ET



Bull • 1/29/2019 • US: FB44502 • AU: USAFB44502 • Tat: 11G



sire **HIRASHIGETAYASU J2351**  
**KR FRONT LINE 115**  
RSC MS KIRASURU Y-3

dam **WORLD K'S HARUKI 2**  
**BLB MS SHOKAKU 1316**  
BLB MS SHOHO 1003

DAI 20 HIRASHIGE 287  
DAI 5 YURUHIME  
KITATERUYASUDO I J2810  
BR MS FUKUTSURI 0629  
MONJIRO 11550  
SAKURA 2 741638  
LMR YOJIMBO  
CHR MS KIKUYOSHI

Tend. Score	SCD	GL	BW	200 DW	400 DW	600 DW	MCW	Milk	Scrotal
		0.3	3.7	22	34	51	55	8	0.5

CW	EMA	Rump F.	RBV	Marb. Sc.	Marb. Fn.	WBI	SRI	FTI	F1TI
35	0.3	-0.9	0.7	-0.7	-0.07	\$140	\$103	\$65	\$31

11G is a son of the Kay Ranch herd bull KR Front Line 115, the sire of Miss America and many top selling females throughout the breed. 11G has a huge middle and exemplifies performance. He ranks in the top 10% for all growth traits and Milk and has a solid number for Eye Muscle.





lot 111

## RGR RANGER R454H ET

Bull • 1/27/2020 • US: FB72067 • AU: RGRFR454 • Tat: R454H



sire

MAYURA ITOSHIGENAMI JNR  
**MAYURA L0010 ET**  
MAYURA H0159

dam

KR FRONT LINE 115  
**KR MS STRATEGY 168**  
KR MS STRATEGY 127ITOSHIGENAMI  
MAYURA DAI NI KINNTOU 1  
MAYURA ZULU  
WAGYU GENETICS AIZAKURA D837 ET  
HIRASHIGETAYASU J2351  
RSC MS KIRASURU Y-3  
MAZDA  
TAI MS YASUMICHI B018W

• CHSC

Tend. Score	SCD	GL	BW	200 DW	400 DW	600 DW	MCW	Milk	Scrotal
		0.4	2.0	15	28	34	36	5	0.2
CW	EMA	Rump F.	RBV	Marb. Sc.	Marb. Fn.	WBI	SRI	FTI	F1TI
38	4.0	-0.8	1.1	1.2	.20	\$223	\$214	\$181	\$161

Here is a full package bull sired by L0010 that combines brilliant data with the right look and style to fit the cattleman. His mother sells as Lot 33.



lot 111

lot 112

## RGR RANGER R458H

Bull • 3/15/2020 • US: FB72062 • AU: RGRFRH458 • Tat: R458H



sire

JVP KIKUYASU-400  
**RGR KIKUHANA D209**  
LTR MS MICHIHANA 015

dam

MT FUJI  
**RGR MS MT MICH F301 ET**  
KR MS MICH 157KIKUYASU DOI 575  
FUKUYOSHI 703223  
WORLD K'S MICHIFUKU  
HR MS KIKUHANA 13  
KIKUNORI DOI 9285  
SHIZUKO 978524  
KR MICH-400-351  
KR MS ITOSHIGEFUJI 114

Tend. Score	SCD	GL	BW	200 DW	400 DW	600 DW	MCW	Milk	Scrotal
		1.5	-1.6	-4	-9	-22	-27	1	-1.6
CW	EMA	Rump F.	RBV	Marb. Sc.	Marb. Fn.	WBI	SRI	FTI	F1TI
-21	-0.6	0.4	-0.6	-0.3	-.05	-\$48	-\$33	-\$31	-\$17

This meat wagon goes back to one of the original four bulls to come to the States, Mt Fuji, on the bottom of the pedigree. He has a long, level hip and a large scrotal measurement.



lot 112

lot 113

## RGR RANGER R456H ET

Bull • 4/6/2020 • US: FB72068 • AU: RGRFRH456 • Tat: R456H



sire

MAYURA ITOSHIGENAMI JNR  
**MAYURA L0010 ET**  
MAYURA H0159

dam

KITATERUYASUDO J2810  
**M6 MS KITATERUYASUDO I 839F ET**  
M6 MS MICHYOSHI 619DITOSHIGENAMI  
MAYURA DAI NI KINNTOU 1  
MAYURA ZULU  
WAGYU GENETICS AIZAKURA D837 ET  
TERUNAGADOI  
YOSHIMI3  
MICHYOSHI  
KR MS NEW LEVEL 167

• F11C, IARSC

Tend. Score	SCD	GL	BW	200 DW	400 DW	600 DW	MCW	Milk	Scrotal
		-0.4	1.3	10	22	16	16	3	-0.5
CW	EMA	Rump F.	RBV	Marb. Sc.	Marb. Fn.	WBI	SRI	FTI	F1TI
21	4.5	-1.6	1.1	1.8	.27	\$216	\$225	\$200	\$190

Strong L0010 and Michiyoshi genetics in this bull that hits all the notes for data and phenotype.



lot 113



## lot 114 RGR RANGER R470H ET



Bull • 4/5/2020 • US: FB72070 • AU: RGRFRH470 • Tat: R470H



**sire** MAYURA ITOSHIGENAMI JNR  
**MAYURA L0010 ET**  
MAYURA H0159

**dam** TBR ITOHANA 3 1012X  
**RC MS ITOMICHIHANA 41**  
LTR MS MICHIHANA 015

ITOSHIGENAMI  
MAYURA DAI NI KINNTOU 1  
MAYURA ZULU  
WAGYU GENETICS AIZAKURA D837 ET  
TF ITOHANA 2  
CF 505  
WORLD K'S MICHIFUKU  
HR MS KIKUHANA 13

Tend. Score	SCD	GL	BW	200 DW	400 DW	600 DW	MCW	Milk	Scrotal
		-0.7	2.3	16	26	30	31	3	0.1
CW	EMA	Rump F.	RBV	Marb. Sc.	Marb. Fn.	WBI	SRI	FTI	F1TI
34	3.7	-3	1.1	1.1	.14	\$214	\$208	\$177	\$159

Solid numbers and a well-balanced pedigree.



## lot 115 RGR RANGER R460H ET



Bull • 4/7/2020 • US: FB72071 • AU: RGRFRH460 • Tat: R460H



**sire** MAYURA ITOSHIGENAMI JNR  
**MAYURA L0010 ET**  
MAYURA H0159

**dam** KIKUMICHI  
**RGR KIKYASO F318 ET**  
CX4 MS YASUHIME 2150Y-324C

ITOSHIGENAMI  
MAYURA DAI NI KINNTOU 1  
MAYURA ZULU  
WAGYU GENETICS AIZAKURA D837 ET  
JVP KIKUYASU-400  
LTR MS MICHIHANA 015  
TBR ITOHANA 3 1012X  
TBR YASUHIME 2105Y

Tend. Score	SCD	GL	BW	200 DW	400 DW	600 DW	MCW	Milk	Scrotal
		-0.7	2.3	16	26	30	31	3	0.1
CW	EMA	Rump F.	RBV	Marb. Sc.	Marb. Fn.	WBI	SRI	FTI	F1TI
34	3.7	-3	1.1	1.1	.14	\$214	\$208	\$177	\$159

460 reaches the top 10% in Carcass Weight, Retail Yield and Wagyu Breeder Index. He packs the muscle in his top and quarter.



## lot 116 RCR SHIGEYASU 0404H ET



Bull • 3/30/2020 • US: FB65761 • AU: USAFB65761 • Tat: 0404H



**sire** BAR R SHIGESHIGETANI 30T  
**BAR R SABURO 53Y**  
BAR R MISS 2N

**dam** TBR ITOSHIGEFUKU 2 9061W  
**TBR YASU 2-2 2151Y**  
TBR YASU 2 9038W

WORLD K'S SHIGESHIGETANI  
BAR R 68P  
WORLD K'S SANJIROU  
MISS BAR R 321H  
ITOSHIGEFUJI  
TF 713  
LMR YOJIMBO  
LMR MS SANJIROU 6175

Tend. Score	SCD	GL	BW	200 DW	400 DW	600 DW	MCW	Milk	Scrotal
CW	EMA	Rump F.	RBV	Marb. Sc.	Marb. Fn.	WBI	SRI	FTI	F1TI

Bar R Saburo 53Y is a 30T son who followed closely in the footsteps of his sire in the performance realm. His calves are well built with thickness and width. His daughters make great mothers.



BAR R SABURO 53Y

## lot 117 TBR KOUSYUN 1 6649F



Bull • 5/10/2018 • US: FB40728 • AU: USAFB40728 • Tat: 6649F



**sire** YASUFUKU 930  
**KOUSYUN**  
OKUITO 9

**dam** TBR ITOSHIGEFUKU 9059W  
**TBR ITOKANEMI 7 4117B**  
TBR ITOKANEMI 6 2015Y

YASUTANI DOI  
CHIZURU  
OKUSHIGE 1803  
ITOSACHIMI 6  
ITOSHIGEFUJI  
TF 713  
YCB 9333  
ITOKANEMI 5

Tend. Score	SCD	GL	BW	200 DW	400 DW	600 DW	MCW	Milk	Scrotal
		0.5	0.5	8	10	21	20	3	0.4
CW	EMA	Rump F.	RBV	Marb. Sc.	Marb. Fn.	WBI	SRI	FTI	F1TI
13	-2.6	-0.5	-0.8	0.3	.03	\$63	\$54	\$57	\$47

This pedigree is packed with carcass leaders in Marbling, Marbling Fineness and Muscle.



## lot 118 M6 KITATERUYASUDOI 7102E AI

Bull • 10/24/2017 • US: FB33375 • AU: USAFB33375 • Tat: 7102E



*sire* TERUNAGADOI  
**KITATERUYASUDOI J2810**  
YOSHIMI3

*dam* WKS-LMR MICHIFUKU 3500A  
**LMR MS MICHIFUKU 3500A 5532C**  
LMR MS ITOMICHI 1/2 1457Y

KIKUTERU DOI  
TERUNAH0  
YASUTANI DOI  
YOSIMI  
WORLD K'S MICHIFUKU  
NAKAHANA 5  
TF ITOMICHI 1/2  
LMR MS YOJIMBO 9234W

Tend. Score	SCD	GL	BW	200 DW	400 DW	600 DW	MCW	Milk	Scrotal
4	AA	-1.7	-1.9	-3	-5	-13	-16	-3	-1.7
CW	EMA	Rump F.	RBV	Marb. Sc.	Marb. Fn.	WBI	SRI	FTI	F1TI
-16	4.8	-1.5	0.8	1.7	.33	\$121	\$151	\$131	\$142

Here is a proven herd bull with excellent Muscle and Marbling Scores.

## lot 119 TBR KIKUTNAMI 0 1 6662F ET

Bull • 5/2/2018 • US: FB40856 • AU: USAFB40856 • Tat: 6662F



*sire* TF KIKUTSURUDOI  
**TBR KIKUTNAMI 4051A**  
IWG MS ITOSHIGENAMI 035X

*dam* ITOSHIGEFUJI  
**TBR HIKOFUJINAMI 2 1004X**  
CF502

TANIFUKU-DOI  
YASUTSURI 509605  
ITOSHIGENAMI  
CF504  
ITOFUJI 483  
DAI 30 NOBORU J920752  
ITOSHIGENAMI  
HIKOKURA 1/10

Tend. Score	SCD	GL	BW	200 DW	400 DW	600 DW	MCW	Milk	Scrotal
		0.5	-0.1	8	19	18	25	3	-0.5
CW	EMA	Rump F.	RBV	Marb. Sc.	Marb. Fn.	WBI	SRI	FTI	F1TI
28	-4.9	0.6	-1.4	0.8	.11	\$115	\$114	\$106	\$99

Very strong Takeda Farms genetics back 6662F. Double bred TF 148 and also includes TF 146 and TF 147.

## lot 120 RCR WAFE YASUGEO ET

Bull • 5/1/2017 • US: FB29452 • AU: USAFB29452 • Tat: WAFE



*sire* YASUFUKU 930  
**WORLD K'S YASUFUKU JR**  
KANEKO 5

*dam* TBR ITOSHIGEFUKU 2 9061W  
**TBR SHIGEO 1-4 2145Y**  
TBR SHIGEO 9036W

YASUTANI DOI  
CHIZURU  
MONJIRO 11550  
KANEKO 47492  
ITOSHIGEFUJI  
TF 713  
WORLD K'S SHIGESHIGETANI  
BR MS MICH1-8614 2660

Tend. Score	SCD	GL	BW	200 DW	400 DW	600 DW	MCW	Milk	Scrotal
5	AA	0.0	-1.7	-1	2	-4	-4	-5	-0.3
CW	EMA	Rump F.	RBV	Marb. Sc.	Marb. Fn.	WBI	SRI	FTI	F1TI
-8	1.4	2.0	-0.8	1.2	.08	\$100	\$125	\$120	\$127

Wagyu bulls are known for low birth weight progeny, and this one is definitely recommended for heifers with his -1.7 BW EBV.

## lot 121 TBR KIKUTNAMI 0 2 6688F

Bull • 5/28/2018 • US: FB40747 • AU: USAFB40747 • Tat: 6688F



*sire* TF KIKUTSURUDOI  
**TBR KIKUTNAMI 4051A**  
IWG MS ITOSHIGENAMI 035X

*dam* WORLD K'S SANJIROU  
**TBR HIKOFUKU 4-8 2170Y**  
TBR HIKOFUKU 4 9064W

TANIFUKU-DOI  
YASUTSURI 509605  
ITOSHIGENAMI  
CF504  
WORLD K'S MICHIFUKU  
WORLD K'S SUZUTANI  
ITOSHIGEFUJI  
TF 713

Tend. Score	SCD	GL	BW	200 DW	400 DW	600 DW	MCW	Milk	Scrotal
		0.4	1.6	12	22	27	27	2	-0.6
CW	EMA	Rump F.	RBV	Marb. Sc.	Marb. Fn.	WBI	SRI	FTI	F1TI
26	0.8	-2.6	0.6	0.9	.10	\$163	\$156	\$125	\$109

Positive traits for growth and muscle.

## lot 122 BBW YASUKOSURU 1707E ET

Bull • 9/27/2017 • US: FB39780 • AU: USAFB39780 • Tat: 1707E



*sire* JVP FUKUTSURU-068  
**TBR YASUKANEKO 1074X**  
TBR UMEKO 8020U

*dam* HIRASHIGETAYASU J2351  
**TBR YASUKO 1-1 2124Y**  
TBR YASU 2 9038W

DAI 2 YASUTSURI 774  
TERUYASU 649663  
WORLD K'S SANJIROU  
BR MS TAKAZAKURA 0652  
DAI 20 HIRASHIGE 287  
DAI 5 YURUHIME  
LMR YOJIMBO  
LMR MS SANJIROU 6175

Tend. Score	SCD	GL	BW	200 DW	400 DW	600 DW	MCW	Milk	Scrotal
		0.9	2.8	16	29	34	40	3	-0.1
CW	EMA	Rump F.	RBV	Marb. Sc.	Marb. Fn.	WBI	SRI	FTI	F1TI
21	0.5	-2.7	1.2	-0.1	.04	\$135	\$112	\$72	\$47

## lot 123 TBR YASUKANEKO 0 12 6724F

Bull • 6/11/2018 • US: FB40762 • AU: USAFB40762 • Tat: 6724F



*sire* JVP FUKUTSURU-068  
**TBR YASUKANEKO 1074X**  
TBR UMEKO 8020U

*dam* WORLD K'S SANJIROU  
**TBR HIKOFUKU 3-8 2173Y**  
TBR HIKOFUKU 3 9063W

DAI 2 YASUTSURI 774  
TERUYASU 649663  
WORLD K'S SANJIROU  
BR MS TAKAZAKURA 0652  
WORLD K'S MICHIFUKU  
WORLD K'S SUZUTANI  
ITOSHIGEFUJI  
TF 713

Tend. Score	SCD	GL	BW	200 DW	400 DW	600 DW	MCW	Milk	Scrotal
		-0.8	1.5	10	20	26	24	2	-0.8
CW	EMA	Rump F.	RBV	Marb. Sc.	Marb. Fn.	WBI	SRI	FTI	F1TI
14	-1	-3.3	0.6	0.2	.02	\$99	\$86	\$58	\$41

— Lots 122 and 123 are grandsons of 068 and Sanjiro. They have complete pedigrees that include genetics for carcass, size, maternal and muscle. —



# lot 124 TBR KIKUTSURU DOI 0 1 6016D



Bull • 4/15/2016 • US: FB27793 • AU: USAFB27793 • Tat: 6016D



TF KIKUTSURUDOI  
sire **TBR KIKUTSURU DOI 4053A**  
TBR TANIFUKU 1076X

ITOSHIGEFUJI  
dam **TBR HIKOFUKU 3 9063W**  
TF 713

TANIFUKU-DOI  
YASUTSURU 509605  
KIMIFUKU TF 726  
TF 705  
ITOFUJI 483  
DAI 30 NOBORU J920752  
KIMIFUKU 3  
HIKOKURA 1/10

Tend. Score	SCD	GL	BW	200 DW	400 DW	600 DW	MCW	Milk	Scrotal
		0.9	0.8	6	13	12	15	0	-0.3
CW	EMA	Rump F.	RBV	Marb. Sc.	Marb. Fn.	WBI	SRI	FTI	F1TI
8	-3.5	1.5	-1.3	0.6	.07	\$67	\$67	\$60	\$56

Triangle B Ranch and Takeda Farms genetics all the way here. Expect great things from the carcasses of this bull's progeny.



*Please join us at Tenrock Ranch near Salado, Texas,  
Saturday, August 21st  
for great chef prepared food, socializing and  
The Elite Wagyu Sale at 6 p.m.!*





# For Reference Only

## Service Sires Represented

ref. A

### KR ITO F256 ET

Bull • 9/14/2018 • US: FB39499 • AU: KR2FPF256 • Tat: F256



sire **ITOSHIGENAMI**  
**TF 813 KIMITOFUKU**  
TF 709

dam **ITOMORITAKA J2703**  
**EVE**  
JVP KIKU SHIGE 5298E

SHIGESHIGENAMI 10632  
FUKUYUKI  
KIMIFUKU 3  
HIKOKURA 1/12  
ITOHIRASHIGE  
DAI 6 OEFUJII J565554-KURO KOH  
JVP KIKUYASU-400  
JVP KIKUHANA 298

Tend. Score	SCD	GL	BW	200 DW	400 DW	600 DW	MCW	Milk	Scrotal
9	AA	0.3	0.3	10	12	15	8	2	0.5
CW	EMA	Rump F.	RBV	Marb. Sc.	Marb. Fn.	WBI	SRI	FTI	F1TI
10	1.6	1.6	0.1	0.6	.15	\$124	\$127	\$113	\$107

ref. D

### KR E250 ET

Bull • 11/8/2017 • US: FB30201 • AU: KR2FNE250 • Tat: E250



sire **WORLD K'S MICHIFUKU**  
**WORLD K'S SANJIROU**  
WORLD K'S SUZUTANI

dam **JVP KIKUYASU-400**  
**KR KIKU 24**  
HR KOKO 007

MONJIRO 11550  
MICHIKO 655635  
TANISHIGE 1526  
SUZUNAMI 472255  
KIKUYASU DOI 575  
FUKUYOSHI 703223  
JVP FUKUTSURI-068  
HOSHI

Tend. Score	SCD	GL	BW	200 DW	400 DW	600 DW	MCW	Milk	Scrotal
8	AA	-0.2	1.1	6	7	3	-10	-5	-1.3
CW	EMA	Rump F.	RBV	Marb. Sc.	Marb. Fn.	WBI	SRI	FTI	F1TI
1	5.0	-2.8	1.7	0.1	-.05	\$77	\$84	\$39	\$34

ref. B

### RGR F304

Bull • 1/1/2018 • US: FB34329 • AU: N/A • Tat: F304



sire **WORLD K'S MICHIFUKU**  
**WORLD K'S SANJIROU**  
WORLD K'S SUZUTANI

dam **TBR ITOHANA 3 1012X**  
**ITOMICHIHANNA**  
LTR MS MICHIHANA 015

MONJIRO 11550  
MICHIKO 655635  
TANISHIGE 1526  
SUZUNAMI 472255  
TF ITOHANA 2  
CF 505  
WORLD K'S MICHIFUKU  
HR MS KIKUHANA 13

Estimated EBVs:

Tend. Score	SCD	GL	BW	200 DW	400 DW	600 DW	MCW	Milk	Scrotal
8	AA	-0.1	0.3	1.0	0.3	-8.5	-6.3	-5.8	-1.4
CW	EMA	Rump F.	RBV	Marb. Sc.	Marb. Fn.	WBI	SRI	FTI	F1TI
-4.3	5.4	-2.0	0.9	0.9	0.1	\$89	\$107	\$76	\$82

ref. E

### KURO KIN SHIKIKAN E10

Bull • 8/21/2009 • US: N/A • AU: KKWFE0010 • Tat: E0010



sire **WORLD K'S TAKAZAKURA**  
**TWA SHIKIKAN**  
WORLD K'S SUZUTANI

dam **WORLD K'S KANADAGENE 100**  
**KURO KIN HIKOHIME 114**  
KURO KIN HIKOHIME 114

TAKAEI 1412  
DAI NI SAKURA 7  
TANASHIGE 1526  
SUZUNAMI 472255  
WORLD K'S MICHIFUKU  
WORLD K'S SUZUTANI  
ITOSHIGENAMI  
KURO KIN HIKOHIME 2

Tend. Score	SCD	GL	BW	200 DW	400 DW	600 DW	MCW	Milk	Scrotal
		0.8	0.3	1	4	8	23	1	-0.8
CW	EMA	Rump F.	RBV	Marb. Sc.	Marb. Fn.	WBI	SRI	FTI	F1TI
-8	3.3	-1.1	0.3	1.9	.35	\$153	\$163	\$151	\$149

Used AI.

ref. C

### YYW Y2 KEDAKANAMI D31 ET

Bull • 8/14/2016 • US: FB28784 • AU: N/A • Tat: YYW D31



sire **DAI 20 HIRASHIGE 287**  
**SHIGEFUKU J1822**  
MORITAKA J141042

dam **ITOSHIGENAMI**  
**JC MS ITOSHIGENAMI 010**  
TAKANA 143

KEDAKA 7212  
DAI 13 HIRASHIGE  
HAYANOBU J9627  
KITAFUJI J1342299  
SHIGESHIGENAMI 10632  
FUKUYUKI  
CHR TAKAZAKURA 101L  
TAKANA 143

Tend. Score	SCD	GL	BW	200 DW	400 DW	600 DW	MCW	Milk	Scrotal
CW	EMA	Rump F.	RBV	Marb. Sc.	Marb. Fn.	WBI	SRI	FTI	F1TI

ref. F

### TBR FUKUTNAMI 6700F

Bull • 5/22/2018 • US: FB40752 • AU: TRIFP6700F • Tat: 6700F



sire **JVP FUKUTSURI-068**  
**TBR YASUKANEKO 1074X**  
TBR UMEKO 8020U

dam **WORLD K'S SHIGESHIGETANI**  
**TBR HIKOKURA 035 3025Z**  
IWG MS ITOSHIGENAMI 035X

DAI 2 YASUTSURI 774  
TERUYASU 649663  
WORLD K'S SANJIROU  
BR MS TAKAZAKURA 0652  
WORLD K'S HARUKI 2  
WORLD K'S SUZUTANI  
ITOSHIGENAMI  
CF504

Tend. Score	SCD	GL	BW	200 DW	400 DW	600 DW	MCW	Milk	Scrotal
		-1.6	-0.4	7	13	12	12	-2	-1.2
CW	EMA	Rump F.	RBV	Marb. Sc.	Marb. Fn.	WBI	SRI	FTI	F1TI
14	3.0	-0.3	0.3	1.4	.20	\$180	\$196	\$159	\$154



# Multi Sire Reference

Multiple bulls turned out on large herds to test for fertility and libido.

## ref. ~~XXI~~ M6 KITATERUYASUDOI 7102E AI

Bull • 10/24/2017 • US: FB33375 • AU: N/A • Tat: 7102E



*sire* TERUNAGADOI  
**KITATERUYASUDOI J2810**  
YOSHIMI3

*dam* WKS-LMR MICHIFUKU 3500A  
**LMR MS MICHIFUKU 3500A 5532C**  
LMR MS ITOMICHI 1/2 1457Y

KIKUTERU DOI  
TERUNAH0  
YASUTANI DOI  
YOSIMI  
WORLD K'S MICHIFUKU  
NAKAHANA 5  
TF ITOMICHI 1/2  
LMR MS YOJIMBO 9234W

Tend. Score SCD  
4 AA

## ref. ~~XXI~~ TBR YASUKANEKO 0 12 6724F

Bull • 6/11/2018 • US: FB40762 • AU: N/A • Tat: 6724F



*sire* JVP FUKUTSURI-068  
**TBR YASUKANEKO 1074X**  
TBR UMEKO 8020U

*dam* WORLD K'S SANJIROU  
**TBR HIKOFUKU 3-8 2173Y**  
TBR HIKOFUKU 3 9063W

DAI 2 YASUTSURI 774  
TERUYASU 649663  
WORLD K'S SANJIROU  
BR MS TAKAZAKURA 0652  
WORLD K'S MICHIFUKU  
WORLD K'S SUZUTANI  
ITOSHIGEFUJI  
TF 713

## ref. ~~XXI~~ -~~XXI~~ RCR WAFE YASUGEKO ET

Bull • 5/1/2017 • US: FB29452 • AU: N/A • Tat: WAFE



*sire* YASUFUKU 930  
**WORLD K'S YASUFUKU JR**  
KANEKO 5

*dam* TBR ITOSHIGEFUKU 2 9061W  
**TBR SHIGEKO 1-4 2145Y**  
TBR SHIGEKO 9036W

YASUTANI DOI  
CHIZURU  
MONJIRO 11550  
KANEKO 47492  
ITOSHIGEFUJI  
TF 713  
WORLD K'S SHIGESHIGETANI  
BR MS MICH1-8614 2660

Tend. Score SCD  
5 AA

## ref. ~~XXI~~ -~~XXI~~ TBR SANFUJINAMI 2 Q378B

Bull • 10/21/2014 • US: FB23795 • AU: N/A • Tat: Q38B(4314B)



*sire* WORLD K'S MICHIFUKU  
**WORLD K'S SANJIROU**  
WORLD K'S SUZUTANI

*dam* ITOSHIGEFUJI  
**TBR HIKOFUJINAMI 2 1004X**  
CF502

MONJIRO 11550  
MICHIKO 655635  
TANISHIGE 1526  
SUZUNAMI 472255  
ITOFUJI 483  
DAI 30 NOBORU J920752  
ITOSHIGENAMI  
HIKOKURA 1/10

## ref. ~~XXI~~ BBW YASUKOSURU 1707E ET

Bull • 9/27/2017 • US: FB39780 • AU: N/A • Tat: 1707E



*sire* JVP FUKUTSURI-068  
**TBR YASUKANEKO 1074X**  
TBR UMEKO 8020U

*dam* HIRASHIGETAYASU J2351  
**TBR YASUKO 1-1 2124Y**  
TBR YASU 2 9038W

DAI 2 YASUTSURI 774  
TERUYASU 649663  
WORLD K'S SANJIROU  
BR MS TAKAZAKURA 0652  
DAI 20 HIRASHIGE 287  
DAI 5 YURUHIME  
LMR YOJIMBO  
LMR MS SANJIROU 6175

## ref. ~~XXI~~ -~~XXI~~ TBR KOUSYUN 1 6649F

Bull • 5/10/2018 • US: FB40728 • AU: N/A • Tat: 6649F



*sire* YASUFUKU 930  
**KOUSYUN**  
OKUITO 9

*dam* TBR ITOSHIGEFUKU 9059W  
**TBR ITOKANEMI 7 4117B**  
TBR ITOKANEMI 6 2015Y

YASUTANI DOI  
CHIZURU  
OKUSHIGE 1803  
ITOSACHIMI 6  
ITOSHIGEFUJI  
TF 713  
YCB 9333  
ITOKANEMI 5

## ref. ~~XXI~~ BLB MR OSHIO 59G ET

Bull • 9/13/2019 • US: FB60160 • AU: N/A • Tat: 59G



*sire* WORLD K'S MICHIFUKU  
**WORLD K'S SANJIROU**  
WORLD K'S SUZUTANI

*dam* JVP KIKUYASU-400  
**KR KIKU 24**  
HR KOKO 007

MONJIRO 11550  
MICHIKO 655635  
TANISHIGE 1526  
SUZUNAMI 472255  
KIKUYASU DOI 575  
FUKUYOSHI 703223  
JVP FUKUTSURI-068  
HOSHI

## ref. ~~XXI~~ BLB MR CHOKAI 5G ET

Bull • 1/27/2019 • US: FB44494 • AU: N/A • Tat: 5G



*sire* ITOMICHI  
**TF ITOMICHI 1/2**  
DAI 2 KINTOU

*dam* WORLD K'S SANJIROU  
**BLB MS OSHIO 1424**  
KR KIKU 24

DAI 7 ITOZAKURA  
TOMISAKAE 2/1  
DAI 3 KIYOHIME  
EZOKINTOU 1A  
WORLD K'S MICHIFUKU  
WORLD K'S SUZUTANI  
JVP KIKUYASU-400  
HR KOKO 007



# It's not "land," it's potential.

## Loans custom-tailored to fit your financing needs.

At Capital Farm Credit, we believe in the Texas rancher. We work hard to earn your trust and keep your business. Whether you're looking to finance ranchland or improve your operation, our team of experts is here to help you grow. We even have special programs for beginning farmers, ranchers and veterans. And as a cooperative, our patronage dividend program has returned more than \$750 million over the last 10 years.



**Together we're better.**  
**Partnership that really pays.**



AUSTIN 512.892.4425



capitalfarmcredit.com  
NMLS493828



# DATAMARS ***Livestock***<sup>TM</sup>

***Works better together.***

## ***Your instincts, our intel.***

*Let's not beat around the bush - agriculture is hard work. It's early mornings, it's late nights. It's about getting your hands dirty to get the job done. It's about adapting to challenges, and there are many. Datamars Livestock links tools that promote animal health, enable precision animal management, and improve protein production. These tools work together, communicating with each other and communicating with you.*

**datamarsna.com | 800.433.3112**

**Tru-Test.**  
DATAMARS

**Z**  
**TAGS.**  
DATAMARS

**Speedrite.**  
DATAMARS

**Patriot.**  
DATAMARS

**njphillips.**  
DATAMARS



# GRAHAM

## *Land & Cattle Co.*

GONZALES, TEXAS

Graham Land and Cattle Company is the leader in South Texas cattle feeding and investing. We have been producing high quality beef along with high quality service since 1987. Here at Graham Land and Cattle Company, we also offer three main investment programs that focus on diversification, resource utilization and risk management. These three programs revolve around "the landowner, investor, and producer."



- Retained Ownership Planning
- Heifer and Bull Development Program
- Customized Feeding Wagyu and Japanese Influence Cattle
- Age & Source / Non-hormone Feeding Available
- Specialized Feed By-Products
- 15,000 head Pasture Growing Program
- Cattle & Feed Financing
- Risk Management
- TCFA Beef Quality & Safety Assurance Certified

Dr. Charles W. Graham, DVM, Owner  
Tyler Graham, Owner  
Jay Gray, General Manager  
Maurice Janda, Feedyard Manager  
Josh Gray, Financial Manager

**830-672-6504**

3772 S. US Hwy 183, Gonzales, Texas



**WWW.GRAHAMFEEDYARD.COM**



# SEEKING PARTNERS IN PRODUCTION

Mishima Reserve's American Wagyu beef production ensures every part of our process - breeding, feeding, and care - is purposefully executed with the final culinary experience in mind.

We seek out and partner with calf producers who work with us in raising the cattle over 25 to 28 months, maximizing the superior characteristics of the prized Wagyu breed.

見島  
特選

**MISHIMA  
RESERVE**

AMERICAN WAGYU BEEF

- CONTACT -

Angus Brown, (520) 507-7793  
Jenny Tweedy, (303) 910-2563



SCHACHER  
AUCTION SERVICES

P.O. Box 33804  
Fort Worth, TX 76162

FIRST CLASS MAIL

TIME SENSITIVE: PLEASE DO NOT DELAY

PRE-SORTED  
FIRST CLASS  
U.S. POSTAGE  
PAID  
SLATE GROUP

THE **ELITE WAGYU** SALE  
6 P.M., SATURDAY, AUGUST 21...SALADO, TX

